



קטלוג

**GENERAL
CATALOGUE
2023**



2023

Qitap

INTRO

<i>TIMELINE: HISTORY</i>	4-5
<i>WHO IS WHO WORLDWIDE</i>	6-7
<i>WHO IS WHO ITALY</i>	8-9
<i>SALES CONDITIONS</i>	10-11

PRODUCTS

CHECK AND FOOT VALVES	12-23
BALL VALVES, GATE VALVES, BIBCOCKS AND GAS SAFETY DEVICES	24-61
Ball valves and gate valves	26-48
Bibcocks	49-53
Ball valves, solenoid safety relief valves and leak detectors for gas	54-61
CHROME-PLATED BIBCOCKS	62-69
POLYPHOSPHATE PROPORTIONAL DOSER, MAGNETIC DIRT SEPARATORS, AUTOMATIC FILLING UNIT, PRESSURE REDUCING VALVES, STRAINERS	70-87
Polyphosphate proportional doser	72-73
Magnetic dirt separator	74-77
Automatic filling unit	78-79
Pressure reducing valves	80-82
Y strainers	84-86
Self-cleaning strainer	87
HEATING	88-157
Valves and lockshields for radiators	90-100
Zone valves and electric actuators	101-103
Modular and dual distribution manifolds	104-105
Simple and pre-assembled stainless steel manifolds and boxes	106-117
Simple and pre-assembled brass manifolds and boxes	118-127
Set point regulating unit	128-129
Accessories and kit for manifolds	130-140
Air vent valves and safety valves	141-143
Diaphragm safety relief valves	144-145
DISTRIBUTION UNITS AND MANIFOLDS FOR CENTRAL HEATING PLANT plant	146-147
Thermostats and chronothermostats	148-149
Schemes	150-157

FITTINGS	158-185
Fittings for multilayer, PEX and polybutylene pipes	160-165
Fittings for copper, PEX and polybutylene pipes	166-175
Fittings for polyethylene pipes	176-183
Mechanical fittings and accessories	184-187
ACCESSORIES FOR SOLAR HEATING SYSTEMS	188-191
NUMERICAL INDEX	192-199

CONTACT

<i>WHERE WE ARE</i>	200
---------------------	------------

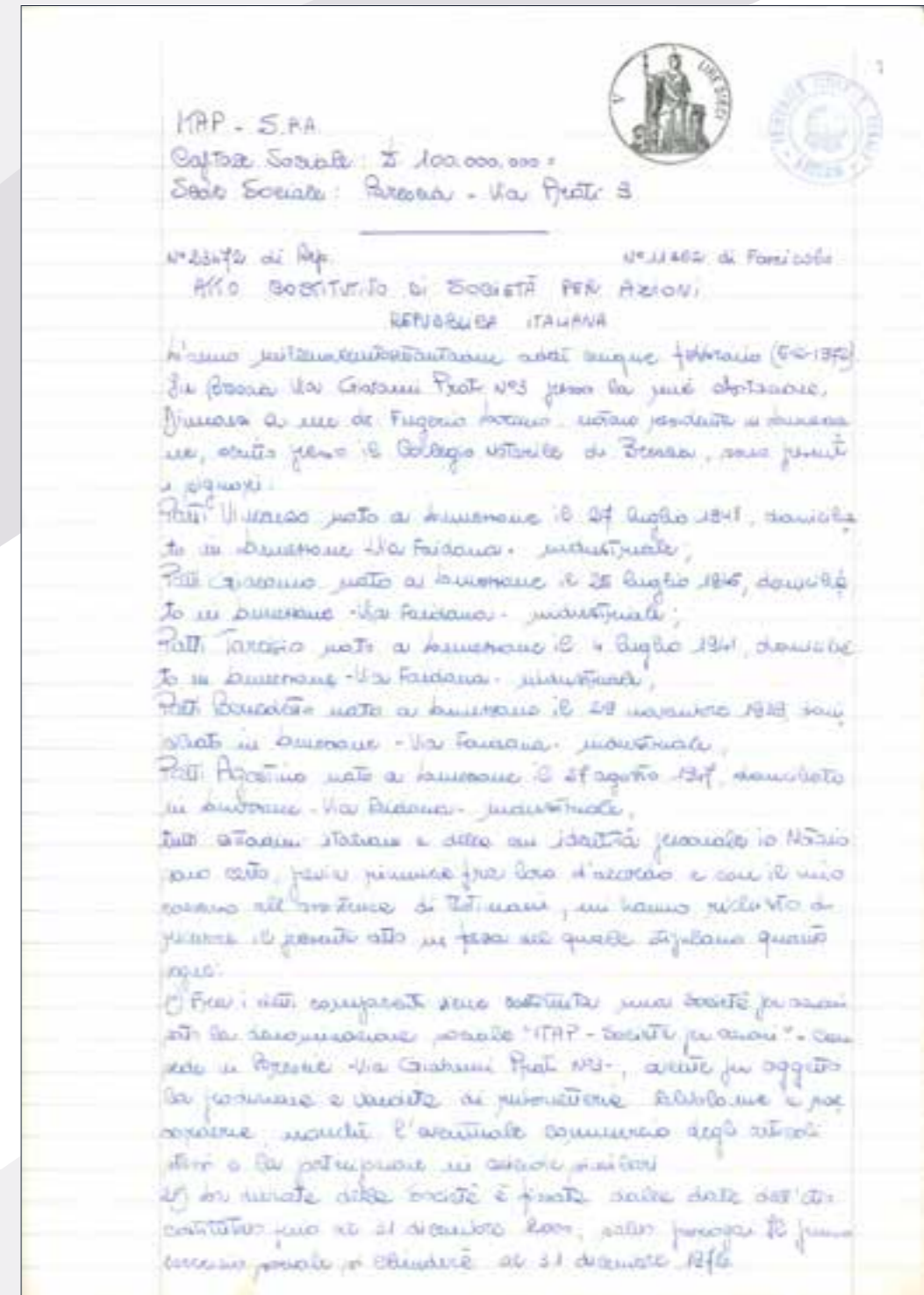


Established in Lumezzane (Brescia) in 1972 by the Patti brothers, Itap is currently one of the leading companies in the production of valves, fittings and distribution manifolds for sanitary and heating systems.

Commitment, growth and vocation have led Itap to be today a solid and internationally recognised reality.

A reference point for the plumbing and heating market, always at the service of its customers with products, support, quality and high-level service.

Over 50 years of history, life and passion.



Certificate of incorporation



WHO IS WHO WORLDWIDE



Marketing & Sales

Alessandro Cattalini

alessandro.cattalini@itap.it



Marketing & Communication

Manuela, Daniele, Rosalia

marketing@itap.it



Andrea Vivenzi

andrea.vivenzi@itap.it



Alessandro Patti

alessandro.patti@itap.it



Giordano Burlotti

giordano.burlotti@itap.it



Izzat Hannoush

izzat.hannoush@itap.it



Livio Raineri

livio.raineri@itap.it



Marco Besel

marco.besel@itap.it



William Palini

william.palini@itap.it



Export Back Office

Claudia, Annapaola, Elisa, Elena

sales@itap.it

WHO IS WHO IN ITALY



Marketing & Sales

Alessandro Cattalini

alessandro.cattalini@itap.it



Marketing & Communication

Manuela, Daniele, Rosalia

marketing@itap.it



AGENZIA	CONTATTI	PROVINCE
TECNOSERVICE	Tel. 0175 217300 Cell. 335/6247306 E-mail: tecnoservice@tecnoservicesas.eu	Alessandria - Asti - Biella - Cuneo - Novara - Torino - Verbano Cusio Ossola Vercelli - Aosta
ESTESA	Tel. 0362/1734320 Cell. 348/1517637 E-mail: info@agenzia-estesa.it	Milano - Bergamo - Como - Lecco - Lodi - Monza Brianza - Pavia - Sondrio Varese
ANDREA PAGANO	Tel. 0183/529017 Cell. 340/5843854 E-mail: andreapagano1@virgilio.it	Genova - Imperia - Savona - La Spezia
TECNO CONSULT	Tel. 0421/51200 Cell. 335/5271657 E-mail: info@tecnoconsult-srl.it	Vicenza - Treviso - Padova - Rovigo - Verona - Udine - Pordenone - Gorizia - Trieste - Venezia - Belluno - Trento
MASSIMILIANO SARCHI	Tel. 0522/967664 Cell. 331/3434564 E-mail: massimiliano.sarchi@gmail.com	Cremona - Mantova - Parma - Piacenza - Reggio Emilia
B.J.T. DI IADER BALZANI	Tel. 0543/1802346 Cell. 335/7203857 E-mail: bjt.rappresentanze@gmail.com	Bologna - Modena - Ravenna - Rimini - Ferrara - Forlì - Cesena - San Marino
RA.S GIOVANNINI ANDREA	Tel. 055/4368194 Cell. 335/5322185 E-mail: andreagio5691@hotmail.com	Arezzo - Firenze - Grosseto - Livorno Lucca - Massa Carrara - Pisa - Pistoia Prato - Siena
VINCENZO TUCCI	Cell. 330/902898 E-mail: vincenz.tucci@tiscali.it	L'Aquila - Chieti - Pescara - Teramo Ascoli Piceno - Macerata - Ancona Pesaro Urbino
SANDRO SISTI	Tel. 0742/353756 Cell. 348/5120292 E-mail: sistisandro@libero.it	Perugia - Terni
LUCA FONDI	Tel. 06/79321403 Cell. Renato Fondi 335/5747794 E-mail: renato.fondi@agenziart.it	Roma - Latina - Rieti - Viterbo
SCALA RAPPRESENTANZE	Tel. 0865/26277 Cell. 337/665038 E-mail: scalateam55@gmail.com	Avellino - Benevento - Caserta - Napoli - Salerno - Campobasso - Isernia - Frosinone
DEL VECCHIO RAPPRESENTANZE	Tel. 080/5057832 Cell. 328/2486713 E-mail: ordini@delvecchiorappresentanze.it	Matera - Potenza - Bari - Brindisi - Foggia - Lecce - Taranto
MARCO STAFFA RAPPRESENTANZE	Tel. 0961/293956 Cell. 393/2189889 ordini@marcostaffa.it	Reggio Calabria - Cosenza - Crotona - Catanzaro - Vibo Valentia
OERGON	Tel. 070/972299 Cell. 320/8145778 E-mail: giuseppe.liscia@tiscali.it	Cagliari - Nuoro - Sassari - Oristano Carbonia-Iglesias - Medio Campidano - Ogliastra - Olbia Tempio
ANTONINO GALEANO	Tel. 091/6883784 Cell. 337/899594 E-mail: ninogaleano@gmail.com	Palermo - Trapani - Agrigento - Caltanissetta
MARIANO UCCIARDELLO	Tel. 095/4038139 Cell. 329/4189339 E-mail: ucciardello@libero.it	Catania - Messina - Ragusa - Enna Siracusa
MARCO BESEL	Funzionario ITAP	Bolzano
RICCARDO PAGANOTTI	Funzionario ITAP	Brescia



Igor Barone

igor.barone@itap.it



Luca Berardi

luca.berardi@itap.it



Riccardo Paganotti

riccardo.paganotti@itap.it



Marco Besel

marco.besel@itap.it



Back Office Italia

Emanuela, Luisella

vendite@itap.it



IMPORTANT NOTICE

PACKING IN BOXES AND CARTONS HAVE BEEN CHANGED.

PAYMENTS

TO AVOID USELESS EXPENSES, WE KINDLY ASK YOU TO SEND YOUR SWIFT TRANSFERS OR L/CS EXCLUSIVELY ON THE FOLLOWING ITALIAN BANKS:

UNICREDIT S.p.A.

25125 BRESCIA - ITALY
BIC Swift UNCRITMMORR
Favour ITAP S.p.A. - Lumezzane ITALY
Account 4422673
IBAN IT78 D 02008 05364 000004422673

BNL GRUPPO BNP PARIBAS

25065 LUMEZZANE - BS - ITALY
Swift BNLIITRRXXX
Favour ITAP S.p.A. - Lumezzane
Account 5857
IBAN IT92 W010 0554 6800 0000 0005 857

DELIVERY

WAREHOUSE FOR GOODS LOADINGS:

ITAP s.p.a. WAREHOUSE
Via Industriale 39 - Zona Industriale Moie
25050 Rodengo Saiano - BRESCIA - ITALY

Any damage caused by a supposed faulty product of ours must be reported to us, by providing the name of the damaged party and the approximate amount of the damage. Then, pictures related to the damage must be sent to us, together with the supposed faulty product, for technical examination. Anything which may provide the evidence of the extent of the damage must be available to us until the file will be closed. The above is necessary for opening the file with our insurance.

RETURN OF GOODS

NO GOODS WILL BE ACCEPTED WITHOUT PREVIOUS AUTHORIZATION OF OUR SALES DEPARTMENT

SALES CONDITIONS

PRICES

CURRENCY

GOODS
RENDERED

MINIMUM
ORDERS'
VALUE
ORDERS BELOW
THE ABOVE
VALUE WILL BE
DELIVERED
EX OUR WORKS

PAYMENT






DELIVERY

PACKING

VALIDITY

ORDERS
BELOW
THIS VALUE
ARE ANYWAY
NOT ACCEPTED

CHECK AND FOOT VALVES

	Europa® check and foot valves	14-15
	York® check and foot valves	16-17
	Block® check and foot valves	18-19
	Roma® check and foot valves	20-21
	Strainers for Europa®, York®, Block® and Roma® check valves	21
	Swing check valve	22-23
	Foot valve	22-23

Europa®

Materials

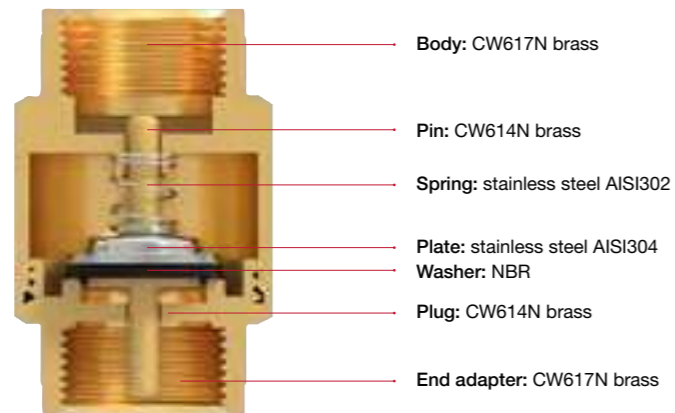
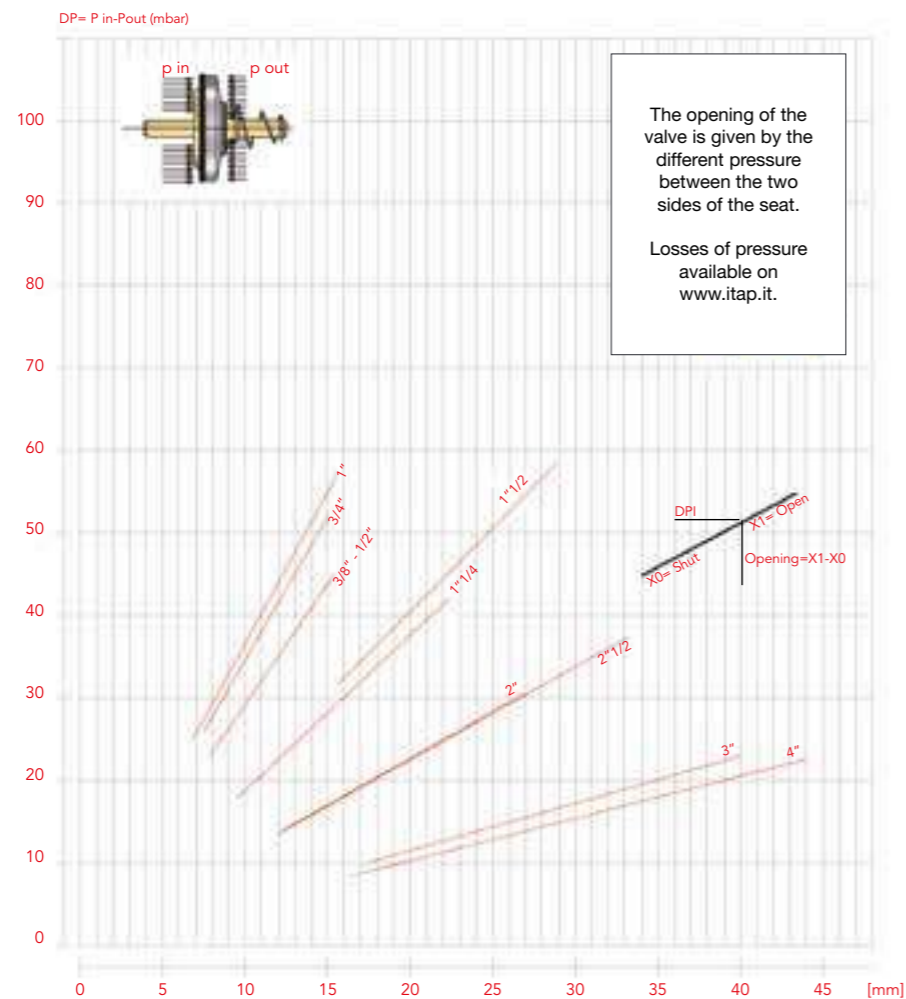



Diagram of the minimum pressure needed to get the valves opening



100

EUROPA® check valve




SIZE	PRESSURE	CODE	PACKING
3/8" (DN 10)	25bar/362.5psi	1000038	10/130
1/2" (DN 15)	25bar/362.5psi	1000012	10/120
3/4" (DN 20)	25bar/362.5psi	1000034	8/88
1" (DN 25)	25bar/362.5psi	1000100	6/54
1 1/4" (DN 32)	18bar/261psi	1000114	4/36
1 1/2" (DN 40)	18bar/261psi	1000112	4/28
2" (DN 50)	18bar/261psi	1000200	2/18
2 1/2" (DN 65)	12bar/174psi	1000212	1/6
3" (DN 80)	12bar/174psi	1000300	1/4
4" (DN 100)	12bar/174psi	1000400	1/2

- ✔ Suitable for domestic water services, heating, air-conditioning plants and compressed air systems.
They can be installed in any position: vertical, horizontal, oblique.
- ✔ Body in brass.
Plate in stainless steel.
Washer in NBR.
Spring: stainless steel.
Minimum and maximum working temperatures: -20°C, 100°C.
Threads: ISO 228 (equivalent to DIN EN ISO 228 and BS EN ISO 228).
- ✔ Available also with NPT thread in the sizes from 1/2" to 4".
ACS approved in sizes from 3/8" to 2".

105

EUROPA® foot valve




SIZE	PRESSURE	CODE	PACKING
3/8" (DN 10)	25bar/362.5psi	1050038	8/112
1/2" (DN 15)	25bar/362.5psi	1050012	8/112
3/4" (DN 20)	25bar/362.5psi	1050034	6/84
1" (DN 25)	25bar/362.5psi	1050100	4/44
1 1/4" (DN 32)	18bar/261psi	1050114	4/24
1 1/2" (DN 40)	18bar/261psi	1050112	2/14
2" (DN 50)	18bar/261psi	1050200	2/12
2 1/2" (DN 65)	12bar/174psi	1050212	1/6
3" (DN 80)	12bar/174psi	1050300	1/3
4" (DN 100)	12bar/174psi	1050400	1/1

- ✔ Suitable for domestic water services, heating, air-conditioning plants and compressed air systems.
They can be installed in any position: vertical, horizontal, oblique.
- ✔ Body in brass.
Plate in stainless steel.
Washer in NBR.
Spring: stainless steel.
Strainer in polymer and stainless steel.
Filtration degree: 3/8" through 2": 1200µm; 2 1/2" through 4": 2000µm.
Minimum and maximum working temperatures: -20°C, 100°C.
Threads: ISO 228 (equivalent to DIN EN ISO 228 and BS EN ISO 228).
- ✔ Available also with NPT thread in the sizes 2 1/2", 3" and 4".
ACS approved in sizes from 3/8" to 2".

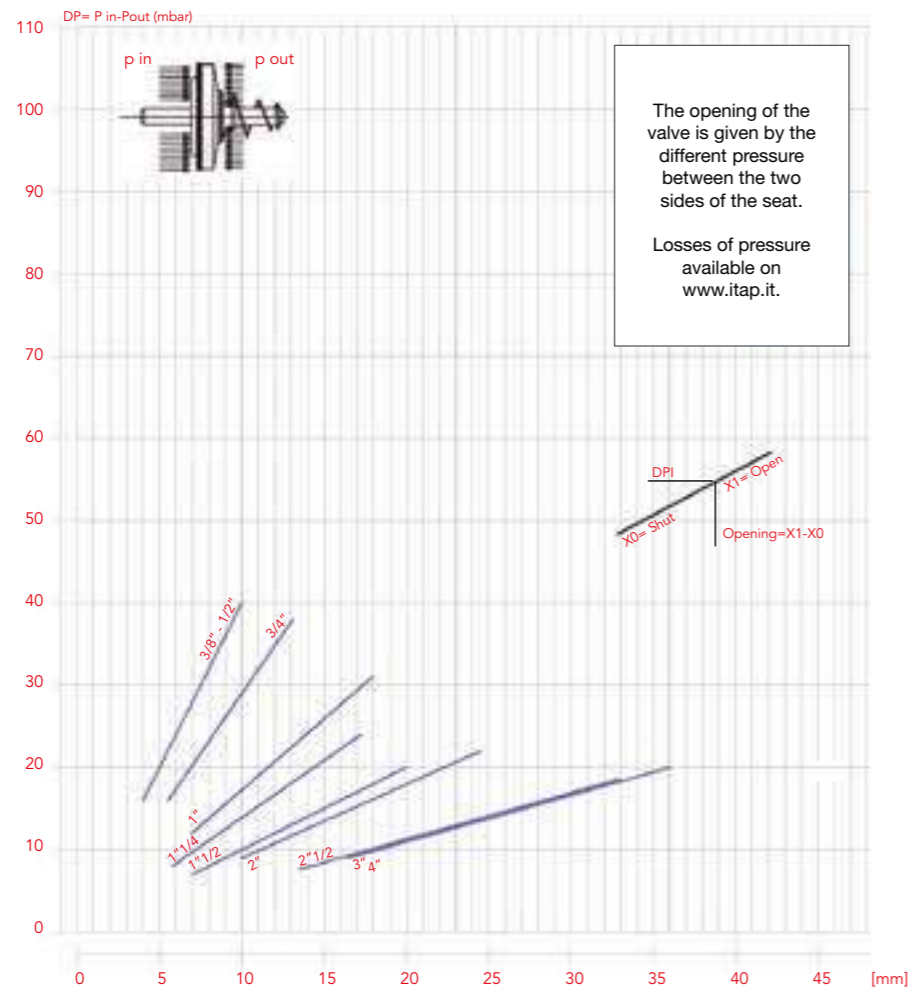
York®

Materials



- Body: CW617N brass
- Pin: polymer
- Spring: stainless steel AISI302
- Washer: NBR
- Plate: polymer
- End adapter: CW617N brass

Diagram of the minimum pressure needed to get the valves opening



103

YORK® check valve



SIZE	PRESSURE	CODE	PACKING
3/8" (DN 10)	12bar/174psi	1030038	10/200
1/2" (DN 15)	12bar/174psi	1030012	10/170
3/4" (DN 20)	12bar/174psi	1030034	8/120
1" (DN 25)	12bar/174psi	1030100	8/88
1"1/4 (DN 32)	10bar/145psi	1030114	6/60
1"1/2 (DN 40)	10bar/145psi	1030112	4/28
2" (DN 50)	10bar/145psi	1030200	2/24
2"1/2 (DN 65)	8bar/116psi	1030212	1/16
3" (DN 80)	8bar/116psi	1030300	1/8
4" (DN 100)	8bar/116psi	1030400	1/4

- ✔ Suitable for domestic water services, heating, air-conditioning plants and compressed air systems. They can be installed in any position: vertical, horizontal, oblique.
- ✔ Body in brass. Plate in polymer. Washer in NBR. Spring: stainless steel. Minimum and maximum working temperatures: -20°C, 100°C. Threads: ISO 228 (equivalent to DIN EN ISO 228 and BS EN ISO 228).
- ✔ ACS approved in sizes from 3/8" to 2".



108

YORK® foot valve



SIZE	PRESSURE	CODE	PACKING
3/8" (DN 10)	12bar/174psi	1080038	8/120
1/2" (DN 15)	12bar/174psi	1080012	10/150
3/4" (DN 20)	12bar/174psi	1080034	8/96
1" (DN 25)	12bar/174psi	1080100	8/64
1"1/4 (DN 32)	10bar/145psi	1080114	6/36
1"1/2 (DN 40)	10bar/145psi	1080112	4/16
2" (DN 50)	10bar/145psi	1080200	2/14
2"1/2 (DN 65)	6bar/87psi	1080212	1/8
3" (DN 80)	6bar/87psi	1080300	1/6
4" (DN 100)	6bar/87psi	1080400	1/3

- ✔ Suitable for domestic water services, heating, air-conditioning plants and compressed air systems. They can be installed in any position: vertical, horizontal, oblique.
- ✔ Body in brass. Plate in polymer. Washer in NBR. Spring: stainless steel. Strainer in polymer and stainless steel. Filtration degree: 3/8" through 2": 1200µm; 2"1/2 through 4": 2000µm. Minimum and maximum working temperatures: -20°C, 100°C. Threads: ISO 228 (equivalent to DIN EN ISO 228 and BS EN ISO 228).
- ✔ ACS approved in sizes from 3/8" to 2".




Block®

Materials




- Body: CW617N brass
- Plate: polymer
- O-ring: NBR
- Guide: polymer
- Spring: stainless steel AISI302
- Spring stop: polymer

Diagram of the minimum pressure needed to get the valves opening



101

BLOCK® check valve



SIZE	PRESSURE	CODE	PACKING
1/2" (DN 15)	12bar/174psi	1010012	14/322
3/4" (DN 20)	12bar/174psi	1010034	12/204
1" (DN 25)	12bar/174psi	1010100	10/140
1 1/4" (DN 32)	10bar/145psi	1010114	8/88
1 1/2" (DN 40)	10bar/145psi	1010112	6/60
2" (DN 50)	10bar/145psi	1010200	4/28

● Suitable for domestic water services, heating, air-conditioning plants and compressed air systems. They can be installed in any position: vertical, horizontal, oblique.

● PATENTED
 Body in brass.
 Plate in polymer.
 O-ring in NBR.
 Spring: stainless steel.
 Minimum and maximum working temperatures: -20°C, 100°C.
 Threads: ISO 228 (equivalent to DIN EN ISO 228 and BS EN ISO 228).

106

BLOCK® foot valve



SIZE	PRESSURE	CODE	PACKING
1/2" (DN 15)	12bar/174psi	1060012	14/224
3/4" (DN 20)	12bar/174psi	1060034	12/132
1" (DN 25)	12bar/174psi	1060100	10/90
1 1/4" (DN 32)	10bar/145psi	1060114	8/48
1 1/2" (DN 40)	10bar/145psi	1060112	6/30
2" (DN 50)	10bar/145psi	1060200	2/18

● Suitable for domestic water services, heating, air-conditioning plants and compressed air systems. They can be installed in any position: vertical, horizontal, oblique.

● PATENTED
 Body in brass.
 Plate in polymer.
 O-ring in NBR.
 Spring: stainless steel.
 Strainer in polymer.
 Minimum and maximum working temperatures: -20°C, 100°C.
 Threads: ISO 228 (equivalent to DIN EN ISO 228 and BS EN ISO 228).

Roma®

Materials

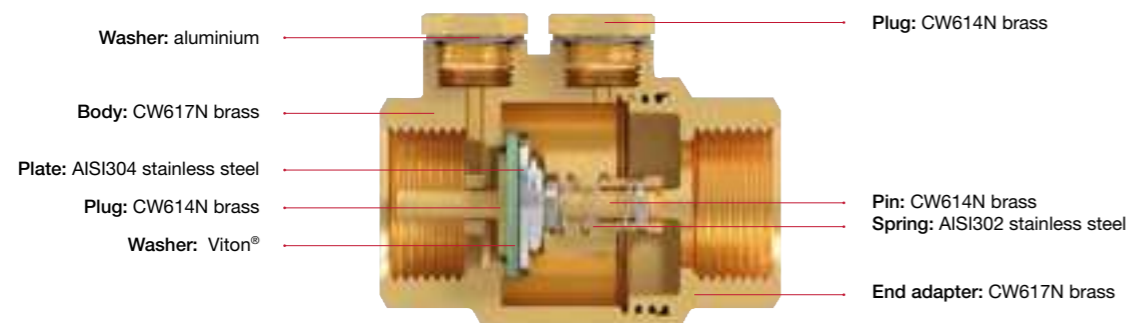
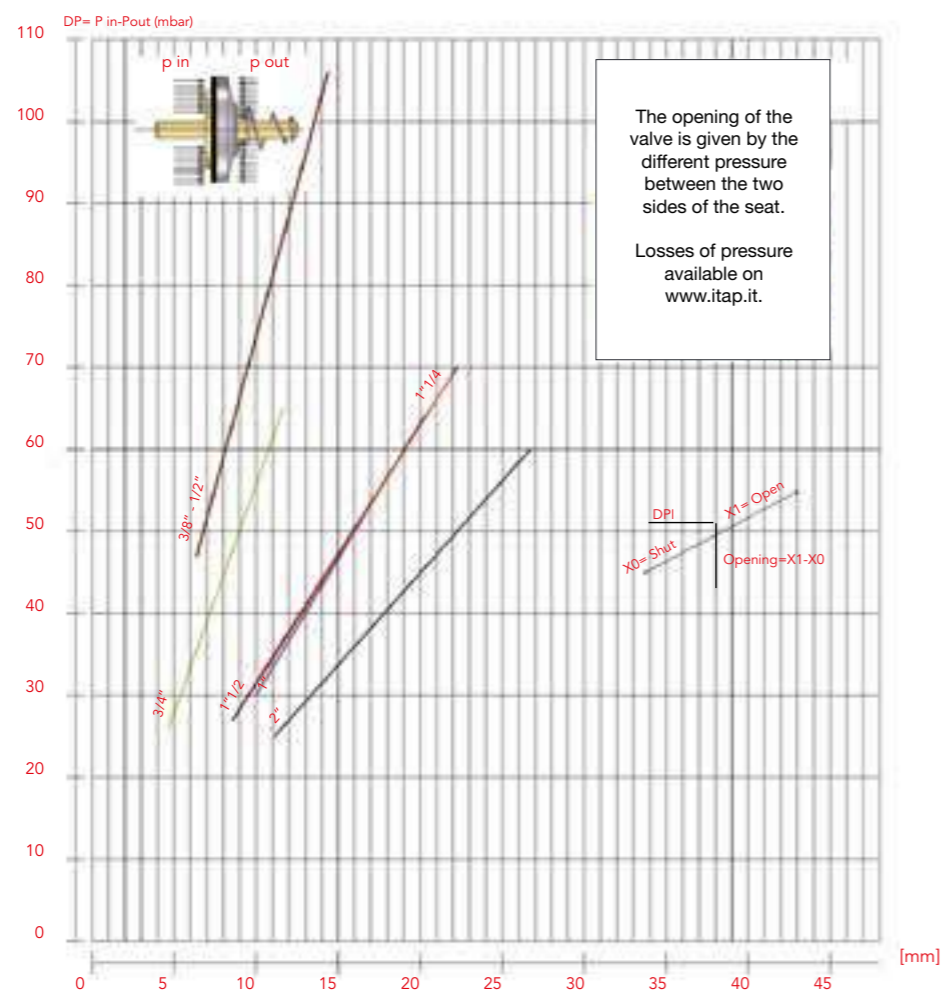


Diagram of the minimum pressure needed to get the valves opening



104

ROMA® check valve



SIZE	PRESSURE	CODE	PACKING
3/8" (DN 10)	25bar/362.5psi	1040038	10/100
1/2" (DN 15)	25bar/362.5psi	1040012	10/100
3/4" (DN 20)	25bar/362.5psi	1040034	8/72
1" (DN 25)	25bar/362.5psi	1040100	6/48
1 1/4" (DN 32)	18bar/261psi	1040114	4/32
1 1/2" (DN 40)	18bar/261psi	1040112	4/24
2" (DN 50)	18bar/261psi	1040200	2/16

- ☑ Suitable for domestic water services, heating, air-conditioning plants and compressed air systems. They can be installed in any position: vertical, horizontal, oblique. Suitable for use with gasoline and fuels in general.
- ☑ Body in brass. Plate in stainless steel. Washer in Viton®. Spring: stainless steel. Outlet plugs in brass, thread 1/4". Minimum working temperature: -20°C. Maximum working temperature: 100°C with water ;150°C with fluid hydrocarbons or compressed air. Threads: ISO 228 (equivalent to DIN EN ISO 228 and BS EN ISO 228).

102

Strainer for Europa®, York®, Block®, Roma® check valve



SIZE	CODE	PACKING
3/8" (DN 10)	1020038	30/360
1/2" (DN 15)	1020012	30/330
3/4" (DN 20)	1020034	20/140
1" (DN 25)	1020100	20/100
1 1/4" (DN 32)	1020114	10/60
1 1/2" (DN 40)	1020112	10/50
2" (DN 50)	1020200	4/24
2 1/2" (DN 65)	1020212	1/18
3" (DN 80)	1020300	1/12
4" (DN 100)	1020400	1/6

- ☑ Filtration degree: 3/8" through 2": 1200µm; 2 1/2" through 4": 2000µm. Strainer in stainless steel. Threaded end in polymer. Threads: ISO 228 (equivalent to DIN EN ISO 228 and BS EN ISO 228).
- ☑ Available also with NPT thread in the sizes 2 1/2", 3" and 4".

107

Strainer for Europa®, York®, Block®, Roma® check valve

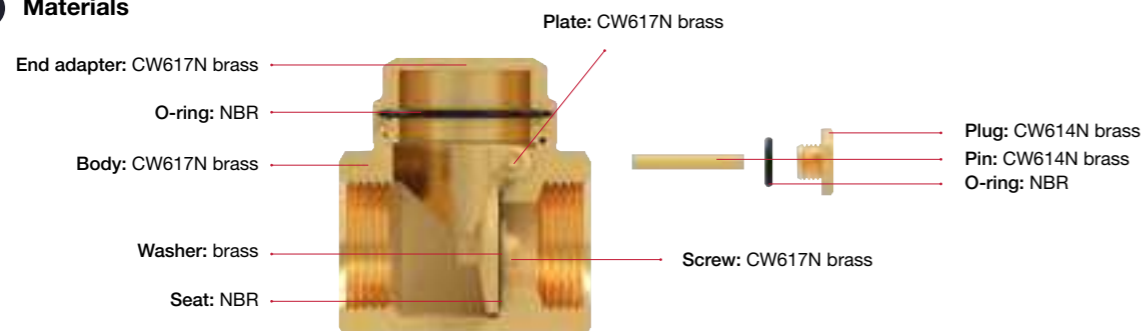


SIZE	CODE	PACKING
3/8" (DN 10)	1070038	50/550
1/2" (DN 15)	1070012	40/440
3/4" (DN 20)	1070034	35/245
1" (DN 25)	1070100	30/150
1 1/4" (DN 32)	1070114	20/100
1 1/2" (DN 40)	1070112	15/45
2" (DN 50)	1070200	8/40

- ☑ Strainer in polymer. Threads: ISO 228 (equivalent to DIN EN ISO 228 and BS EN ISO 228).


Clapet

Materials



The cross section refers to the valve with NBR seat. Available also with metal seat.

Diagram of the minimum pressure needed to get the valves opening

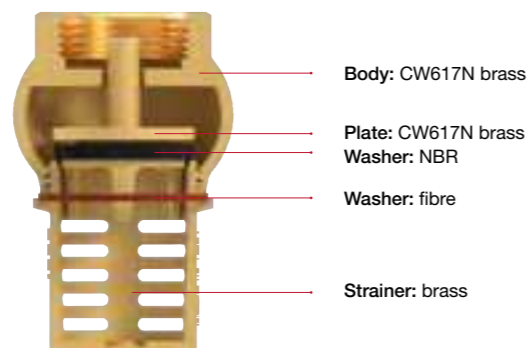


The opening of the valve is given by the different pressure between the two sides of the seat.

Losses of pressure available on www.itap.it.

140

Materials



130

Swing check valve



METAL SEAT

SIZE	PRESSURE	CODE	PACKING
3/8" (DN 10)	16bar/232psi	1300038M	16/144
1/2" (DN 15)	16bar/232psi	1300012M	16/144
3/4" (DN 20)	16bar/232psi	1300034M	12/96
1" (DN 25)	12bar/174psi	1300100M	8/56
1 1/4" (DN 32)	10bar/145psi	1300114M	5/40
1 1/2" (DN 40)	10bar/145psi	1300112M	4/24
2" (DN 50)	10bar/145psi	1300200M	2/16
2 1/2" (DN 65)	8bar/116psi	1300212M	1/12
3" (DN 80)	8bar/116psi	1300300M	1/6
4" (DN 100)	8bar/116psi	1300400M	1/3

NBR SEAT

SIZE	PRESSURE	CODE	PACKING
3/8" (DN 10)	16bar/232psi	1300038G	16/144
1/2" (DN 15)	16bar/232psi	1300012G	16/144
3/4" (DN 20)	16bar/232psi	1300034G	12/96
1" (DN 25)	12bar/174psi	1300100G	8/56
1 1/4" (DN 32)	10bar/145psi	1300114G	5/40
1 1/2" (DN 40)	10bar/145psi	1300112G	4/24
2" (DN 50)	10bar/145psi	1300200G	2/16

- Body in brass.
O-ring for upper plug in NBR.
O-ring of the side plug in NBR.
Plate in brass.
Minimum and maximum working temperatures: 0°C, 90°C.
Threads: ISO 228 (equivalent to DIN EN ISO 228 and BS EN ISO 228).

- Available 3/8" through 2" with NBR seat, 3/8" through 4" with metal seat.
Available also with NPT thread in the sizes 2 1/2", 3" and 4".

140

Foot valve









SIZE	PRESSURE	CODE	PACKING
1/2" (DN 15)	10bar/145psi	1400012	12/132
3/4" (DN 20)	10bar/145psi	1400034	12/84
1" (DN 25)	10bar/145psi	1400100	12/72
1 1/4" (DN 32)	8bar/116psi	1400114	5/30
1 1/2" (DN 40)	8bar/116psi	1400112	3/27
2" (DN 50)	8bar/116psi	1400200	2/14
2 1/2" (DN 65)	6bar/87psi	1400212	1/12
3" (DN 80)	6bar/87psi	1400300	1/8
4" (DN 100)	6bar/87psi	1400400	1/5

- Body and strainer in brass.
Strainer washer in fibre.
Plate in brass.
Washer in NBR.
Minimum and maximum working temperatures: 0°C, 90°C.
Threads: ISO 228 (equivalent to DIN EN ISO 228 and BS EN ISO 228).

- Available also with NPT thread in the sizes 2 1/2", 3" and 4".

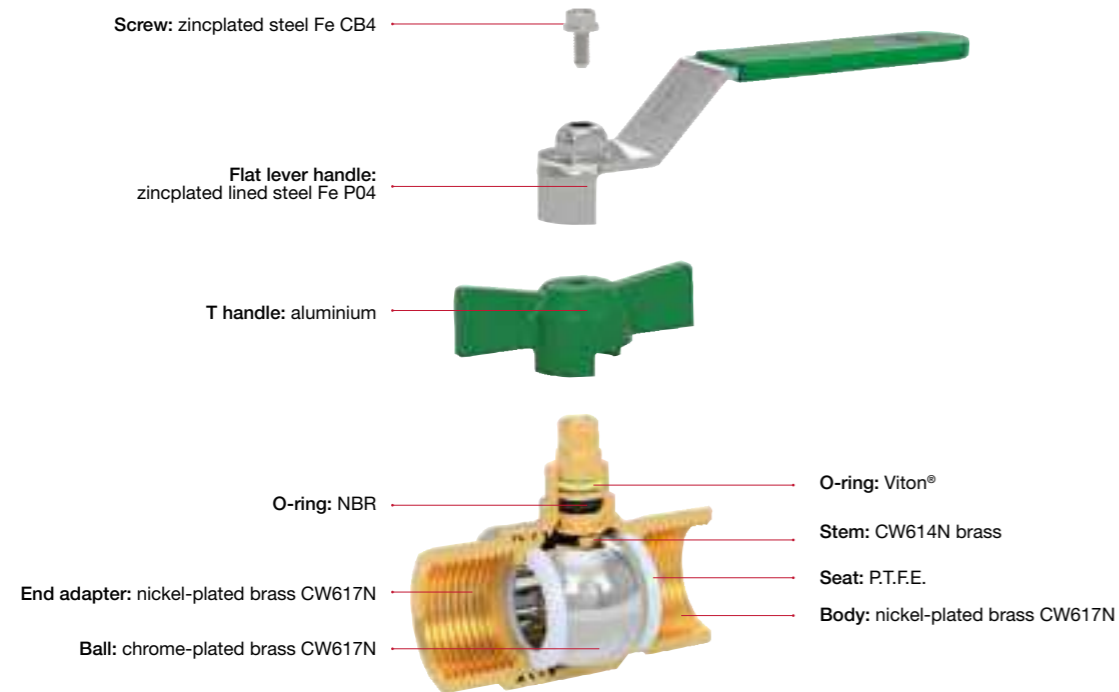
BALL VALVES, GATE VALVES, BIBCOCKS, GAS SAFETY DEVICES

	Green DVGW ecological ball valves	26-27
	Ideal DVGW ecological ball valves	28-29
	Madrid full flow ball valves	30-31
	Paris full flow ball valves	32-33
	Ideal full flow ball valves	34-37
	Vienna standard flow ball valves	38-40
	Orient reduced flow ball valves	42-43
	Handles and locking device for ball valves	44-46

	MINI ball valves	46-47
	Standard flow ball valves with revolving drain cock	47
	Full flow ball valve, male/male thread	47
	3-way ball valve	48
	PN16 gate valve	48
	Spin hose bibcock with mobile connection	49
	Bibcocks	49-52
	Hose connections	52
	Supply bibcocks	53
	London gas ball valves	54-56
	Berlin gas ball valves	57-58
	Angle ball valves for gas	59
	Handles for gas ball valves	60
	Gas leak detectors and solenoid safety valves	61

Green DVGW

Materials



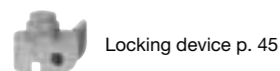
Ball bore chart

unit in mm

	ITAP	1/4"	3/8"	1/2"	3/4"	1"	1"1/4	1"1/2	2"	2"1/2	3"	4"
GREEN DVGW	376	10	10	15	20	25	32	40	50	-	-	-
	377	8	10	15	20	25	32	39	50	-	-	-
	378	10	10	15	20	25	-	-	-	-	-	-
	379	8	10	15	20	25	-	-	-	-	-	-

376

Green DVGW ball valve, full flow

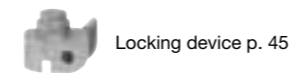


SIZE	PRESSURE	CODE	PACKING
1/4" (DN 8)	50bar/725psi	376B014	12/132
3/8" (DN 10)	50bar/725psi	376B038	12/132
1/2" (DN 15)	50bar/725psi	376B012	10/70
3/4" (DN 20)	40bar/580psi	376B034	8/48
1" (DN 25)	40bar/580psi	376B100	6/42
1"1/4 (DN 32)	30bar/435psi	376B114	4/20
1"1/2 (DN 40)	30bar/435psi	376B112	2/10
2" (DN 50)	25bar/362.5psi	376B200	2/6

- DRINKABLE WATER. ANTILEGIONNAIRE'S DISEASE.
- Ecological ball valves in compliance with the new European regulation for drinkable water. Approved in accordance with standard EN 13828 and Code of Practice DVGW W 570 for the distribution of water intended for human consumption. Equipped with a ball designed to avoid the stagnation of water and eventual proliferation of bacteria inside the valve.
- Female/female threads.
Flat lever handle in lined steel.
Body in nickel-plated brass.
Minimum and maximum working temperatures: -20°C, 150°C in absence of steam.
Female threads: ISO 7/1 Rp parallel (equivalent to DIN EN 10226-1 and BS EN 10226-1).

377

Green DVGW ball valve, full flow




SIZE	PRESSURE	CODE	PACKING
1/4" (DN 8)	50bar/725psi	377B014	12/132
3/8" (DN 10)	50bar/725psi	377B038	12/132
1/2" (DN 15)	50bar/725psi	377B012	10/80
3/4" (DN 20)	40bar/580psi	377B034	8/48
1" (DN 25)	40bar/580psi	377B100	6/48
1"1/4 (DN 32)	30bar/435psi	377B114	4/20
1"1/2 (DN 40)	30bar/435psi	377B112	2/10
2" (DN 50)	25bar/362.5psi	377B200	2/6

- DRINKABLE WATER. ANTILEGIONNAIRE'S DISEASE.
- Ecological ball valves in compliance with the new European regulation for drinkable water. Approved in accordance with standard EN 13828 and Code of Practice DVGW W 570 for the distribution of water intended for human consumption. Equipped with a ball designed to avoid the stagnation of water and eventual proliferation of bacteria inside the valve.
- Male/female threads.
Flat lever handle in lined steel.
Body in nickel-plated brass.
Minimum and maximum working temperatures: -20°C, 150°C in absence of steam.
Female threads: ISO 7/1 Rp parallel (equivalent to DIN EN 10226-1 and BS EN 10226-1).
Male threads ISO 7/1 R taper (equivalent to DIN EN 10226-1 and BS EN 10226-1).

378

Green DVGW ball valve, full flow




SIZE	PRESSURE	CODE	PACKING
1/4" (DN 8)	50bar/725psi	378B014	15/180
3/8" (DN 10)	50bar/725psi	378B038	15/180
1/2" (DN 15)	50bar/725psi	378B012	10/120
3/4" (DN 20)	40bar/580psi	378B034	8/80
1" (DN 25)	40bar/580psi	378B100	6/48

- DRINKABLE WATER. ANTILEGIONNAIRE'S DISEASE.
- Ecological ball valves in compliance with the new European regulation for drinkable water. Approved in accordance with standard EN 13828 and Code of Practice DVGW W 570 for the distribution of water intended for human consumption. Equipped with a ball designed to avoid the stagnation of water and eventual proliferation of bacteria inside the valve.
- Female/female threads.
T handle in aluminium.
Body in nickel-plated brass.
Minimum and maximum working temperatures: -20°C, 150°C in absence of steam.
Female threads: ISO 7/1 Rp parallel (equivalent to DIN EN 10226-1 and BS EN 10226-1).

379

Green DVGW ball valve, full flow

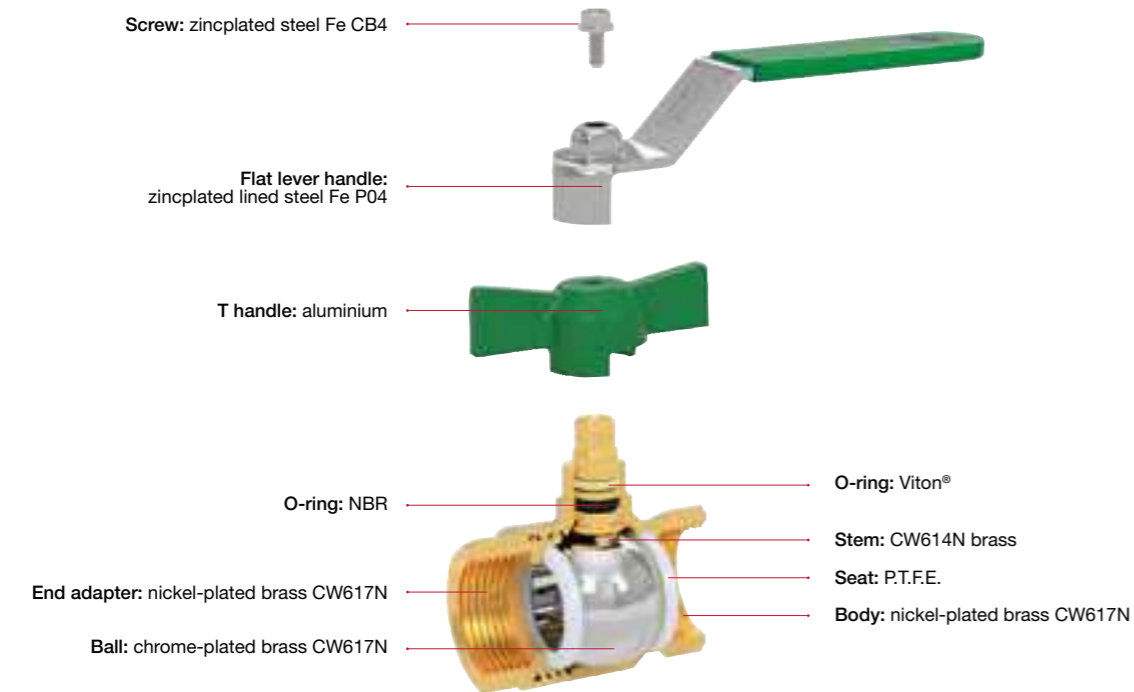


SIZE	PRESSURE	CODE	PACKING
1/4" (DN 8)	50bar/725psi	379B014	15/180
3/8" (DN 10)	50bar/725psi	379B038	15/180
1/2" (DN 15)	50bar/725psi	379B012	10/110
3/4" (DN 20)	40bar/580psi	379B034	8/72
1" (DN 25)	40bar/580psi	379B100	6/48

- DRINKABLE WATER. ANTILEGIONNAIRE'S DISEASE.
- Ecological ball valves in compliance with the new European regulation for drinkable water. Approved in accordance with standard EN 13828 and Code of Practice DVGW W 570 for the distribution of water intended for human consumption. Equipped with a ball designed to avoid the stagnation of water and eventual proliferation of bacteria inside the valve.
- Male/female threads.
T handle in aluminium.
Body in nickel-plated brass.
Minimum and maximum working temperatures: -20°C, 150°C in absence of steam.
Female threads: ISO 7/1 Rp parallel (equivalent to DIN EN 10226-1 and BS EN 10226-1).
Male threads ISO 7/1 R taper (equivalent to DIN EN 10226-1 and BS EN 10226-1).

Ideal DVGW

Materials



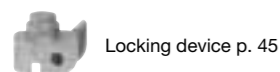
Ball bore chart

unit in mm

	ITAP	1/4"	3/8"	1/2"	3/4"	1"	1 1/4"	1 1/2"	2"	2 1/2"	3"	4"
IDEAL DVGW	290P	10	10	15	20	25	32	40	50	-	-	-
	291P	8	10	15	20	25	32	39	50	-	-	-
	292P	10	10	15	20	25	-	-	-	-	-	-
	293P	8	10	15	20	25	-	-	-	-	-	-

290P

Ideal DVGW ball valve, full flow

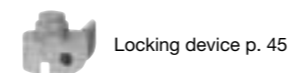


SIZE	PRESSURE	CODE	PACKING
1/4" (DN 8)	50bar/725psi	2900014P	12/144
3/8" (DN 10)	50bar/725psi	2900038P	12/144
1/2" (DN 15)	50bar/725psi	2900012P	12/108
3/4" (DN 20)	40bar/580psi	2900034P	8/56
1" (DN 25)	40bar/580psi	2900100P	6/42
1 1/4" (DN 32)	30bar/435psi	2900114P	4/24
1 1/2" (DN 40)	30bar/435psi	2900112P	2/12
2" (DN 50)	25bar/362,5psi	2900200P	2/6

- DRINKABLE WATER. ANTILEGIONNAIRE'S DISEASE.
- Ecological ball valves in compliance with the new European regulation for drinkable water. Approved in accordance with standard EN 13828 and Code of Practice DVGW W 570 for the distribution of water intended for human consumption. Equipped with a ball designed to avoid the stagnation of water and eventual proliferation of bacteria inside the valve.
- Female/female threads. Flat lever handle in lined steel. Body in nickel-plated brass. Minimum and maximum working temperatures: -20°C, 150°C in absence of steam. Threads: ISO 228 (equivalent to DIN EN ISO 228 and BS EN ISO 228).

291P

Ideal DVGW ball valve, full flow



SIZE	PRESSURE	CODE	PACKING
1/4" (DN 8)	50bar/725psi	2910014P	12/144
3/8" (DN 10)	50bar/725psi	2910038P	12/144
1/2" (DN 15)	50bar/725psi	2910012P	12/84
3/4" (DN 20)	40bar/580psi	2910034P	8/48
1" (DN 25)	40bar/580psi	2910100P	6/36
1 1/4" (DN 32)	30bar/435psi	2910114P	4/24
1 1/2" (DN 40)	30bar/435psi	2910112P	2/12
2" (DN 50)	25bar/362,5psi	2910200P	2/6

- DRINKABLE WATER. ANTILEGIONNAIRE'S DISEASE.
- Ecological ball valves in compliance with the new European regulation for drinkable water. Approved in accordance with standard EN 13828 and Code of Practice DVGW W 570 for the distribution of water intended for human consumption. Equipped with a ball designed to avoid the stagnation of water and eventual proliferation of bacteria inside the valve.
- Male/female threads. Flat lever handle in lined steel. Body in nickel-plated brass. Minimum and maximum working temperatures: -20°C, 150°C in absence of steam. Threads: ISO 228 (equivalent to DIN EN ISO 228 and BS EN ISO 228).

292P

Ideal DVGW ball valve, full flow



SIZE	PRESSURE	CODE	PACKING
1/4" (DN 8)	50bar/725psi	2920014P	15/210
3/8" (DN 10)	50bar/725psi	2920038P	15/210
1/2" (DN 15)	50bar/725psi	2920012P	12/144
3/4" (DN 20)	40bar/580psi	2920034P	8/96
1" (DN 25)	40bar/580psi	2920100P	8/56

- DRINKABLE WATER. ANTILEGIONNAIRE'S DISEASE.
- Ecological ball valves in compliance with the new European regulation for drinkable water. Approved in accordance with standard EN 13828 and Code of Practice DVGW W 570 for the distribution of water intended for human consumption. Equipped with a ball designed to avoid the stagnation of water and eventual proliferation of bacteria inside the valve.
- Female/female threads. T handle in aluminium. Body in nickel-plated brass. Minimum and maximum working temperatures: -20°C, 150°C in absence of steam. Threads: ISO 228 (equivalent to DIN EN ISO 228 and BS EN ISO 228).

293P

Ideal DVGW ball valve, full flow

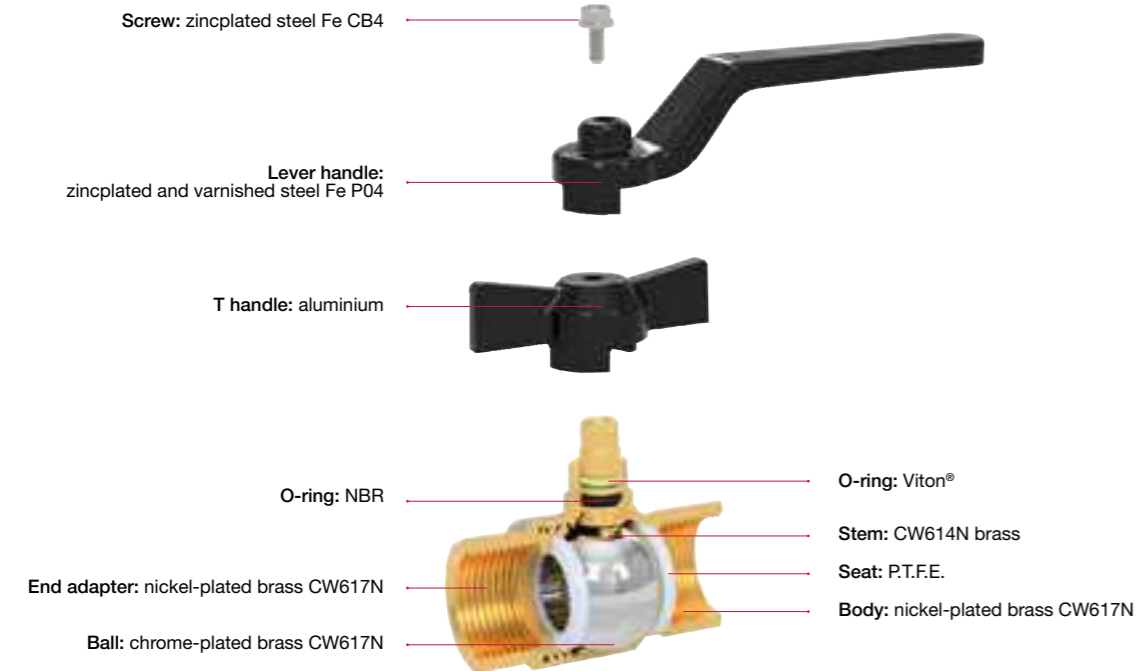


SIZE	PRESSURE	CODE	PACKING
1/4" (DN 8)	50bar/725psi	2930014P	15/180
3/8" (DN 10)	50bar/725psi	2930038P	15/180
1/2" (DN 15)	50bar/725psi	2930012P	12/132
3/4" (DN 20)	40bar/580psi	2930034P	8/88
1" (DN 25)	40bar/580psi	2930100P	8/56

- DRINKABLE WATER. ANTILEGIONNAIRE'S DISEASE.
- Ecological ball valves in compliance with the new European regulation for drinkable water. Approved in accordance with standard EN 13828 and Code of Practice DVGW W 570 for the distribution of water intended for human consumption. Equipped with a ball designed to avoid the stagnation of water and eventual proliferation of bacteria inside the valve.
- Male/female threads. T handle in aluminium. Body in nickel-plated brass. Minimum and maximum working temperatures: -20°C, 150°C in absence of steam. Threads: ISO 228 (equivalent to DIN EN ISO 228 and BS EN ISO 228).

FULL FLOW BALL VALVES: MADRID

Madrid

Materials

Ball bore chart

unit in mm

	ITAP	1/4"	3/8"	1/2"	3/4"	1"	1"1/4	1"1/2	2"	2"1/2	3"	4"
MADRID	076	10	10	15	20	25	32	40	50	65	80	100
	077	8	10	15	20	25	32	39	50	63	74	97
	078	10	10	15	20	25	-	-	-	-	-	-
	079	8	10	15	20	25	-	-	-	-	-	-

076
Madrid ball valve, full flow


SIZE	PRESSURE	CODE	PACKING
1/4" (DN 8)	50bar/725psi	076B014	12/144
3/8" (DN 10)	50bar/725psi	076B038	12/144
1/2" (DN 15)	50bar/725psi	076B012	10/90
3/4" (DN 20)	40bar/580psi	076B034	8/56
1" (DN 25)	40bar/580psi	076B100	6/42
1"1/4 (DN 32)	30bar/435psi	076B114	4/20
1"1/2 (DN 40)	30bar/435psi	076B112	2/10
2" (DN 50)	25bar/362.5psi	076B200	2/6
2"1/2 (DN 65)	18bar/261psi	1200212N	1/5
3" (DN 80)	16bar/232psi	1200300N	1/3
4" (DN 100)	14bar/203psi	1200400N	1/2

- ☑ Suitable for domestic water services, heating and air-conditioning plants, compressed air systems.
- ☑ Female/female threads.
Lever handle in steel (aluminium in the sizes 2"1/2, 3" and 4").
Body in nickel-plated brass.
Minimum and maximum working temperatures: -20°C, 150°C in absence of steam.
Female threads:
- ISO 7/1 Rp parallel (equivalent to DIN EN 10226-1 and BS EN 10226-1) sizes 1/4" through 2".
- ISO228 (equivalent to DIN EN ISO 228 and BS EN ISO 228) sizes 2"1/2, 3" and 4"


077
Madrid ball valve, full flow



SIZE	PRESSURE	CODE	PACKING
1/4" (DN 8)	50bar/725psi	077B014	12/144
3/8" (DN 10)	50bar/725psi	077B038	12/144
1/2" (DN 15)	50bar/725psi	077B012	10/90
3/4" (DN 20)	40bar/580psi	077B034	8/64
1" (DN 25)	40bar/580psi	077B100	6/48
1"1/4 (DN 32)	30bar/435psi	077B114	4/20
1"1/2 (DN 40)	30bar/435psi	077B112	2/10
2" (DN 50)	25bar/362.5psi	077B200	2/6
2"1/2 (DN 65)	18bar/261psi	1210212N	1/5
3" (DN 80)	16bar/232psi	1210300N	1/3
4" (DN 100)	14bar/203psi	1210400N	1/2

- ☑ Suitable for domestic water services, heating and air-conditioning plants, compressed air systems.
- ☑ Male/female threads.
Lever handle in steel (aluminium in the sizes 2"1/2, 3" and 4").
Body in nickel-plated brass.
Minimum and maximum working temperatures: -20°C, 150°C in absence of steam.
Female threads:
- ISO 7/1 Rp parallel (equivalent to DIN EN 10226-1 and BS EN 10226-1) sizes 1/4" through 2".
- ISO228 (equivalent to DIN EN ISO 228 and BS EN ISO 228) sizes 2"1/2, 3" and 4"
Male threads:
- ISO 7/1 R taper (equivalent to DIN EN 10226-1 and BS EN 10226-1) sizes 1/4" through 2".
- ISO228 (equivalent to DIN EN ISO 228 and BS EN ISO 228) sizes 2"1/2, 3" and 4"

078
Madrid ball valve, full flow


SIZE	PRESSURE	CODE	PACKING
1/4" (DN 8)	50bar/725psi	078B014	15/180
3/8" (DN 10)	50bar/725psi	078B038	15/180
1/2" (DN 15)	50bar/725psi	078B012	10/120
3/4" (DN 20)	40bar/580psi	078B034	8/80
1" (DN 25)	40bar/580psi	078B100	6/42

- ☑ Suitable for domestic water services, heating and air-conditioning plants, compressed air systems.
- ☑ Female/female threads.
T handle in aluminium.
Body in nickel-plated brass.
Minimum and maximum working temperatures: -20°C, 150°C in absence of steam.
Female threads:
- ISO 7/1 Rp parallel (equivalent to DIN EN 10226-1 and BS EN 10226-1) sizes 1/4" through 1".


079
Madrid ball valve, full flow


SIZE	PRESSURE	CODE	PACKING
1/4" (DN 8)	50bar/725psi	079B014	15/180
3/8" (DN 10)	50bar/725psi	079B038	15/180
1/2" (DN 15)	50bar/725psi	079B012	10/110
3/4" (DN 20)	40bar/580psi	079B034	8/72
1" (DN 25)	40bar/580psi	079B100	6/48

- ☑ Suitable for domestic water services, heating and air-conditioning plants, compressed air systems.
- ☑ Male/female threads.
T handle in aluminium.
Body in nickel-plated brass.
Minimum and maximum working temperatures: -20°C, 150°C in absence of steam.
Female threads:
- ISO 7/1 Rp parallel (equivalent to DIN EN 10226-1 and BS EN 10226-1) sizes 1/4" through 1".
Male threads:
- ISO 7/1 R taper (equivalent to DIN EN 10226-1 and BS EN 10226-1) sizes 1/4" through 1".

FULL FLOW BALL VALVES: PARIS
FULL FLOW BALL VALVES: PARIS

Paris

Materials

Ball bore chart


unit in mm

	ITAP	1/4"	3/8"	1/2"	3/4"	1"	1"1/4"	1"1/2"	2"	2"1/2"	3"	4"
PARIS	080	-	-	15	20	25	32	40	50	65	80	100
	081	-	-	15	20	25	32	38	49	63	74	97
	082	-	-	15	20	25	-	-	-	-	-	-
	083	-	-	15	20	25	-	-	-	-	-	-

081
Paris ball valve, full flow


SIZE	PRESSURE	CODE	PACKING
1/2" (DN 15)	50bar/725psi	081B012	12/96
3/4" (DN 20)	40bar/580psi	081B034	8/48
1" (DN 25)	40bar/580psi	081B100	6/30
1"1/4 (DN 32)	30bar/435psi	081B114	4/20
1"1/2 (DN 40)	30bar/435psi	081B112	2/10
2" (DN 50)	25bar/362.5psi	081B200	2/6
2"1/2 (DN 65)	18bar/261psi	1210212	1/5
3" (DN 80)	16bar/232psi	1210300	1/3
4" (DN 100)	14bar/203psi	1210400	1/2

- ☛ Suitable for domestic water services, heating and air-conditioning plants, compressed air systems.
- ☛ Male/female threads.
Lever handle in steel (aluminium in the sizes 2"1/2, 3" and 4").
Body in nickel-plated brass.
Minimum and maximum working temperatures: -20°C, 150°C in absence of steam.
Female threads:
- ISO 7/1 Rp parallel (equivalent to DIN EN 10226-1 and BS EN 10226-1) sizes 1/2" through 2".
- ISO228 (equivalent to DIN EN ISO 228 and BS EN ISO 228) sizes 2"1/2, 3" and 4"
Male threads:
- ISO 7/1 R taper (equivalent to DIN EN 10226-1 and BS EN 10226-1) sizes 1/2" through 2".
- ISO228 (equivalent to DIN EN ISO 228 and BS EN ISO 228) sizes 2"1/2, 3" and 4"

082
Paris ball valve, full flow



SIZE	PRESSURE	CODE	PACKING
1/2" (DN 15)	50bar/725psi	082B012	12/96
3/4" (DN 20)	40bar/580psi	082B034	8/64
1" (DN 25)	40bar/580psi	082B100	8/40

- ☛ Suitable for domestic water services, heating and air-conditioning plants, compressed air systems.
- ☛ Female/female threads.
T handle in aluminium.
Body in nickel-plated brass.
Minimum and maximum working temperatures: -20°C, 150°C in absence of steam.
Female threads:
- ISO 7/1 Rp parallel (equivalent to DIN EN 10226-1 and BS EN 10226-1) sizes 1/2" through 1".

080
Paris ball valve, full flow


SIZE	PRESSURE	CODE	PACKING
1/2" (DN 15)	50bar/725psi	080B012	12/96
3/4" (DN 20)	40bar/580psi	080B034	8/48
1" (DN 25)	40bar/580psi	080B100	6/36
1"1/4 (DN 32)	30bar/435psi	080B114	4/20
1"1/2 (DN 40)	30bar/435psi	080B112	2/10
2" (DN 50)	25bar/362.5psi	080B200	2/6
2"1/2 (DN 65)	18bar/261psi	1200212	1/5
3" (DN 80)	16bar/232psi	1200300	1/3
4" (DN 100)	14bar/203psi	1200400	1/2

- ☛ Suitable for domestic water services, heating and air-conditioning plants, compressed air systems.
- ☛ Female/female threads.
Lever handle in steel (aluminium in the sizes 2"1/2, 3" and 4").
Body in nickel-plated brass.
Minimum and maximum working temperatures: -20°C, 150°C in absence of steam.
Female threads:
- ISO 7/1 Rp parallel (equivalent to DIN EN 10226-1 and BS EN 10226-1) sizes 1/2" through 2".
- ISO228 (equivalent to DIN EN ISO 228 and BS EN ISO 228) sizes 2"1/2, 3" and 4"

083
Paris ball valve, full flow


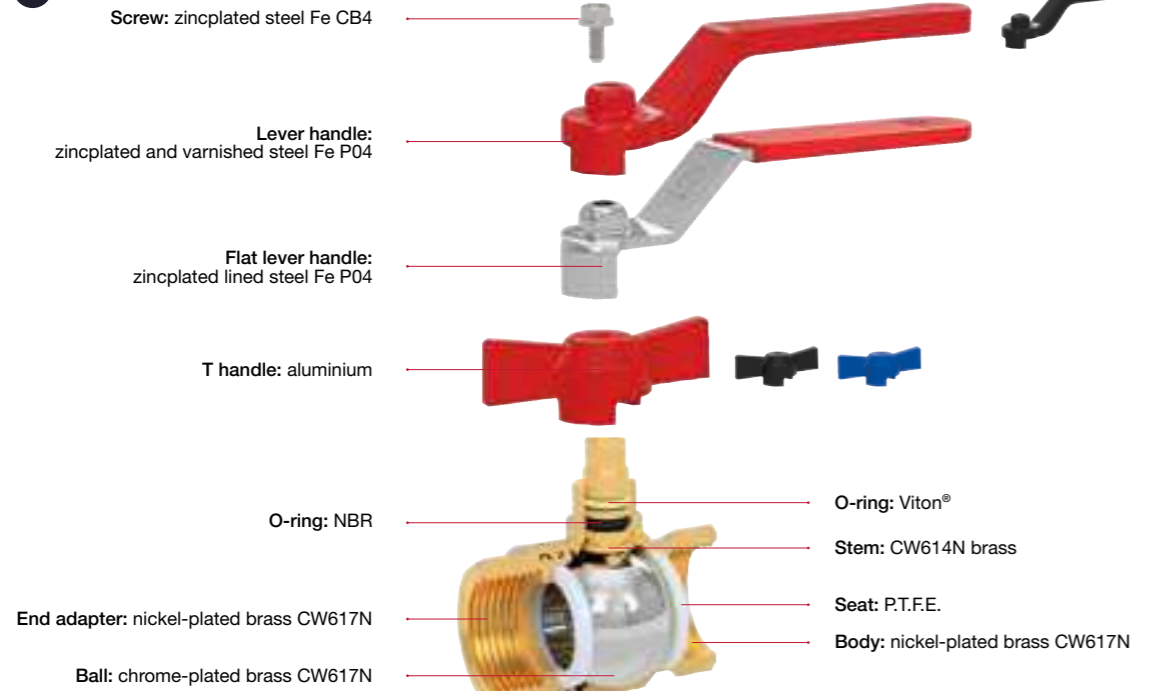
SIZE	PRESSURE	CODE	PACKING
1/2" (DN 15)	50bar/725psi	083B012	12/96
3/4" (DN 20)	40bar/580psi	083B034	8/64
1" (DN 25)	40bar/580psi	083B100	8/40

- ☛ Suitable for domestic water services, heating and air-conditioning plants, compressed air systems.
- ☛ Male/female threads.
T handle in aluminium.
Body in nickel-plated brass.
Minimum and maximum working temperatures: -20°C, 150°C in absence of steam.
Female threads:
- ISO 7/1 Rp parallel (equivalent to DIN EN 10226-1 and BS EN 10226-1) sizes 1/2" through 1".
Male threads:
- ISO 7/1 R taper (equivalent to DIN EN 10226-1 and BS EN 10226-1) sizes 1/2" through 1".

FULL FLOW BALL VALVES: IDEAL

Ideal

Materials



Ball bore chart

unit in mm

	ITAP	1/4"	3/8"	1/2"	3/4"	1"	1"1/4	1"1/2	2"	2"1/2	3"	4"
IDEAL	090	10	10	15	20	25	32	40	50	65	80	100
	091	8	10	15	20	25	32	39	50	-	-	-
	092	10	10	15	20	25	32	-	-	-	-	-
	093	8	10	15	20	25	32	-	-	-	-	-
	098	-	-	15	20	25	32	39	50	-	-	-
	298	-	-	14	18	23	-	-	-	-	-	-

090

Ideal ball valve, full flow



SIZE	PRESSURE	CODE	PACKING
1/4" (DN 8)	50bar/725psi	0900014/N	12/168
3/8" (DN 10)	50bar/725psi	0900038/N	12/168
1/2" (DN 15)	50bar/725psi	0900012/N	12/108
3/4" (DN 20)	40bar/580psi	0900034/N	8/64
1" (DN 25)	40bar/580psi	0900100/N	8/48
1"1/4 (DN 32)	30bar/435psi	0900114/N	4/32
1"1/2 (DN 40)	30bar/435psi	0900112/N	2/14
2" (DN 50)	25bar/362.5psi	0900200/N	2/10
2"1/2 (DN 65)	18bar/261psi	0900212/N	1/7
3" (DN 80)	16bar/232psi	0900300/N	1/4
4" (DN 100)	14bar/203psi	0900400/N	1/2

- ✔ Suitable for domestic water services, heating and air-conditioning plants, compressed air systems.
- ✔ Female/female threads.
Lever handle in steel (aluminium in the sizes 2"1/2, 3" and 4").
Body in nickel-plated brass.
Minimum and maximum working temperatures: -20°C, 150°C in absence of steam.
Threads: ISO 228 (equivalent to DIN EN ISO 228 and BS EN ISO 228).
Mention "N" in the code only to order the black handle.
- ✔ Available also with NPT thread in the sizes 1/4" through 2".
KC approved in sizes from 1" to 4".

FULL FLOW BALL VALVES: IDEAL

091

Ideal ball valve, full flow




SIZE	PRESSURE	CODE	PACKING
1/4" (DN 8)	50bar/725psi	0910014/N	12/144
3/8" (DN 10)	50bar/725psi	0910038/N	12/144
1/2" (DN 15)	50bar/725psi	0910012/N	12/108
3/4" (DN 20)	40bar/580psi	0910034/N	8/64
1" (DN 25)	40bar/580psi	0910100/N	8/48
1"1/4 (DN 32)	30bar/435psi	0910114/N	4/32
1"1/2 (DN 40)	30bar/435psi	0910112/N	2/16
2" (DN 50)	25bar/362.5psi	0910200/N	2/10

- ✔ Suitable for domestic water services, heating and air-conditioning plants, compressed air systems.
- ✔ Male/female threads.
Lever handle in steel.
Body in nickel-plated brass.
Minimum and maximum working temperatures: -20°C, 150°C in absence of steam.
Threads: ISO 228 (equivalent to DIN EN ISO 228 and BS EN ISO 228).
Mention "N" in the code only to order the black handle.

092

Ideal ball valve, full flow



SIZE	PRESSURE	CODE	PACKING
1/4" (DN 8)	50bar/725psi	0920014/N	15/210
3/8" (DN 10)	50bar/725psi	0920038/N	15/210
1/2" (DN 15)	50bar/725psi	0920012/N	12/144
3/4" (DN 20)	40bar/580psi	0920034/N	8/96
1" (DN 25)	40bar/580psi	0920100/N	8/64
1"1/4 (DN 32)	30bar/435psi	0920114/N	4/32

- ✔ Suitable for domestic water services, heating and air-conditioning plants, compressed air systems.
- ✔ Female/female threads.
T handle in aluminium.
Body in nickel-plated brass.
Minimum and maximum working temperatures: -20°C, 150°C in absence of steam.
Threads: ISO 228 (equivalent to DIN EN ISO 228 and BS EN ISO 228).
Mention "N" in the code only to order the black handle.
- ✔ Available also with NPT thread in the sizes 1/4" through 1".
KC approved in sizes from 1" to 1"1/4.

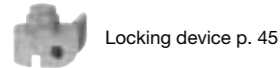

093

Ideal ball valve, full flow



SIZE	PRESSURE	CODE	PACKING
1/4" (DN 8)	50bar/725psi	0930014/N	15/180
3/8" (DN 10)	50bar/725psi	0930038/N	15/180
1/2" (DN 15)	50bar/725psi	0930012/N	12/132
3/4" (DN 20)	40bar/580psi	0930034/N	8/88
1" (DN 25)	40bar/580psi	0930100/N	8/64
1"1/4 (DN 32)	30bar/435psi	0930114/N	4/32

- ✔ Suitable for domestic water services, heating and air-conditioning plants, compressed air systems.
- ✔ Male/female threads.
T handle in aluminium.
Body in nickel-plated brass.
Minimum and maximum working temperatures: -20°C, 150°C in absence of steam.
Threads: ISO 228 (equivalent to DIN EN ISO 228 and BS EN ISO 228).
Mention "N" in the code only to order the black handle.

FULL FLOW BALL VALVES: IDEAL
290
Ideal ball valve, full flow



SIZE	PRESSURE	CODE	PACKING
1/4" (DN 8)	50bar/725psi	2160014	12/144
3/8" (DN 10)	50bar/725psi	2160038	12/144
1/2" (DN 15)	50bar/725psi	2900012	12/108
3/4" (DN 20)	40bar/580psi	2900034	8/56
1" (DN 25)	40bar/580psi	2900100	6/48
1 1/4" (DN 32)	30bar/435psi	2900114	4/24
1 1/2" (DN 40)	30bar/435psi	2900112	2/12
2" (DN 50)	25bar/362.5psi	2900200	2/10

- Suitable for domestic water services, heating and air-conditioning plants, compressed air systems.
- Female/female threads.
Flat lever handle in lined steel.
Body in nickel-plated brass.
Minimum and maximum working temperatures: -20°C, 150°C in absence of steam.
Threads: ISO 228 (equivalent to DIN EN ISO 228 and BS EN ISO 228).

098
Ideal ball valve, full flow for manifolds



SIZE	PRESSURE	CODE	PACKING
1/2" (DN 15)	50bar/725psi	0980012	8/112
3/4" (DN 20)	40bar/580psi	0980034	6/54
1" (DN 25)	40bar/580psi	0980100	6/48
1 1/4" (DN 32)	30bar/435psi	0980114	4/32
1 1/2" (DN 40)	30bar/435psi	0980112	2/12
2" (DN 50)	25bar/362.5psi	0980200	2/10

- Suitable for domestic water services, heating and air-conditioning plants, compressed air systems.
- Male/female threads.
T handle in aluminium.
Body in nickel-plated brass.
Minimum and maximum working temperatures: -20°C, 150°C in absence of steam.
Threads: ISO 228 (equivalent to DIN EN ISO 228 and BS EN ISO 228).
1 1/2" and 2" size with flat seat and lever handle in steel.

098S
Ideal ball valve with o-ring, full flow for manifolds


SIZE	PRESSURE	CODE	PACKING
1/2" (DN 15)	50bar/725psi	0980012S/SB	8/104
3/4" (DN 20)	40bar/580psi	0980034S/SB	6/66
3/4"X1" (DN 20)	40bar/580psi	0980034100S/SB	6/66
1" (DN 25)	40bar/580psi	0980100S/SB	6/48
1 1/4" (DN 32)	30bar/435psi	0980114S/SB	4/32

- Suitable for domestic water services, heating and air-conditioning plants, compressed air systems.
- Male/female threads.
T handle in aluminium.
Body in nickel-plated brass.
Minimum and maximum working temperatures: -20°C, 150°C in absence of steam.
Threads: ISO 228 (equivalent to DIN EN ISO 228 and BS EN ISO 228).
3/4" and 1" available also with blue handle.
Mention "SB" in the code only to order the blue handle.
Code 0980034100S: 3/4"Fx1"M

098SDC
Ideal ball valve without union, full flow for manifolds



SIZE	PRESSURE	CODE	PACKING
3/4" (DN 20)	40bar/580psi	0980034SDC/B	8/96
1" (DN 25)	40bar/580psi	0980100SDC/B	8/64
1 1/4" (DN 32)	30bar/435psi	0980114SDC/B	4/36

- Suitable for domestic water services, heating and air-conditioning plants, compressed air systems.
- Male/female threads.
T handle in aluminium.
Body in nickel-plated brass.
Minimum and maximum working temperatures: -20°C, 150°C in absence of steam.
Threads: ISO 228 (equivalent to DIN EN ISO 228 and BS EN ISO 228).
Male thread with conical seat.
Available sizes: 3/4"Fx1"M, 1"F X 1 1/4M, 1 1/4F X 1 1/2M.
Mention "B" in the code to order the blue T handle.

298
Ideal angle ball valve, full flow for manifolds



SIZE	PRESSURE	CODE	PACKING
1/2" (DN 15)	50bar/725psi	2980012	6/72
3/4" (DN 20)	40bar/580psi	2980034	6/48
1" (DN 25)	40bar/580psi	2980100	4/32

- Suitable for domestic water services, heating and air-conditioning plants, compressed air systems.
- Male/female threads.
T handle in aluminium.
Body in nickel-plated brass.
Minimum and maximum working temperatures: -20°C, 150°C in absence of steam.
Threads: ISO 228 (equivalent to DIN EN ISO 228 and BS EN ISO 228).

298S
Ideal angle ball valve with o-ring, full flow for manifolds


SIZE	PRESSURE	CODE	PACKING
1/2" (DN 15)	50bar/725psi	2980012S	6/72
3/4" (DN 20)	40bar/580psi	2980034S/SB	6/48
1" (DN 25)	40bar/580psi	2980100S/SB	4/32

- Suitable for domestic water services, heating and air-conditioning plants, compressed air systems.
- Male/female threads.
T handle in aluminium.
Body in nickel-plated brass.
Minimum and maximum working temperatures: -20°C, 150°C in absence of steam.
Threads: ISO 228 (equivalent to DIN EN ISO 228 and BS EN ISO 228).
3/4" and 1" available also with blue handle.
Mention "SB" in the code only to order the blue handle.

298SDC
Ideal angle ball valve without union, full flow for manifolds


SIZE	PRESSURE	CODE	PACKING
3/4" (DN 20)	40bar/580psi	2980034SDC/B	6/54
1" (DN 25)	40bar/580psi	2980100SDC/B	4/36

- Suitable for domestic water services, heating and air-conditioning plants, compressed air systems.
- Male/female threads.
T handle in aluminium.
Body in nickel-plated brass.
Minimum and maximum working temperatures: -20°C, 150°C in absence of steam.
Threads: ISO 228 (equivalent to DIN EN ISO 228 and BS EN ISO 228).
Male thread with conical seat.
Available sizes: 3/4"Fx1"M - 1"F x 1 1/4M
Mention "B" in the code to order the blue T handle.

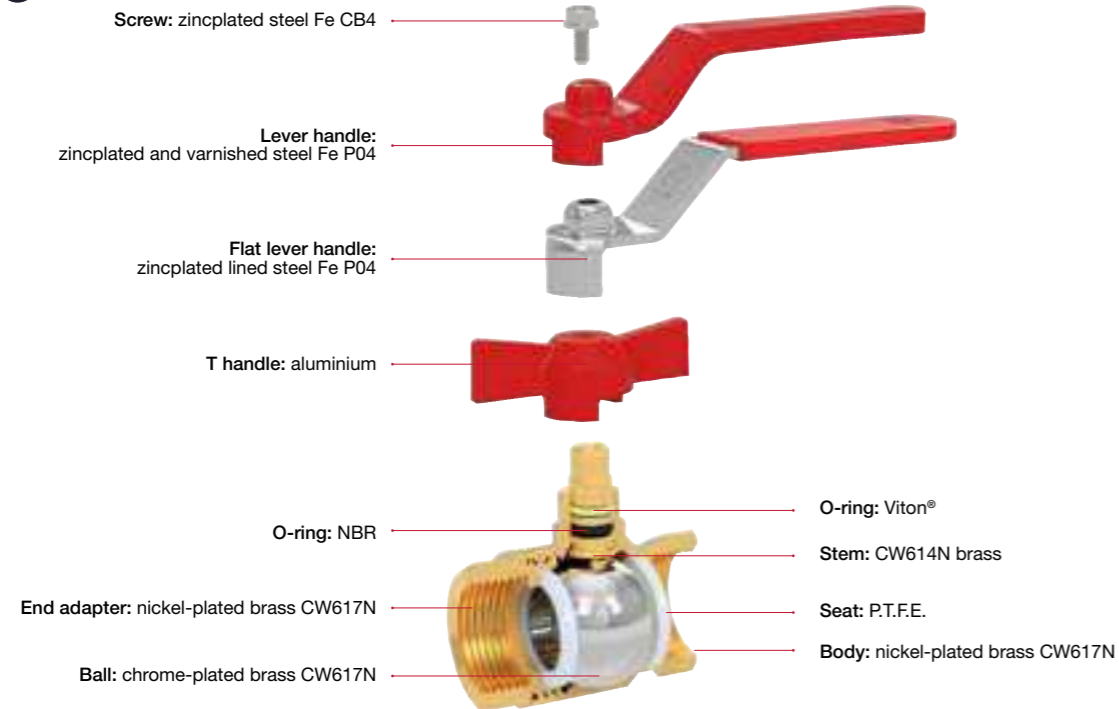
492BC
Thermometer union complete with thermometer


SIZE	PRESSURE	CODE	PACKING
1" (DN 25)	10bar/145psi	4920100BC	4/60
1 1/4" (DN 32)	10bar/145psi	4920114BC	4/48

- Suitable for ball valves art. 098SDC and 298SDC.
Body in nickel-plated brass.
O-ring in NBR.
Thermometer range: 0°C, 80°C.
Diameter: mm.40.
Maximum working temperature: 80°C.
Threads: ISO 228 (equivalent to DIN EN ISO 228 and BS EN ISO 228).

STANDARD FLOW BALL VALVES: VIENNA

Vienna

Materials

Ball bore chart

unit in mm

	ITAP	1/4"	3/8"	1/2"	3/4"	1"	1"1/4	1"1/2	2"	2"1/2	3"	4"
VIENNA	116	10	10	14	18,5	23,5	30	37	47	58	70	90
	117	8	10	14	18,5	23,5	30	37	47	-	-	-
	118	10	10	14	18,5	23,5	-	-	-	-	-	-
	119	8	10	14	18,5	23,5	-	-	-	-	-	-
	216	10	10	14	18,5	23,5	30	37	47	-	-	-
	217	8	10	14	18,5	23,5	30	37	47	-	-	-

116
Vienna ball valve, standard flow


SIZE	PRESSURE	CODE	PACKING
1/4" (DN 8)	50bar/725psi	0900014/N	12/168
3/8" (DN 10)	50bar/725psi	0900038/N	12/168
1/2" (DN 15)	30bar/435psi	1160012/N	15/120
3/4" (DN 20)	30bar/435psi	1160034/N	8/72
1" (DN 25)	30bar/435psi	1160100/N	8/48
1"1/4 (DN 32)	25bar/362.5psi	1160114/N	4/28
1"1/2 (DN 40)	25bar/362.5psi	1160112/N	4/24
2" (DN 50)	25bar/362.5psi	1160200/N	2/10
2"1/2 (DN 65)	18bar/261psi	1160212/N	1/9
3" (DN 80)	14bar/203psi	1160300/N	1/5
4" (DN 100)	12bar/174psi	1160400/N	1/3

- ✔ Suitable for domestic water services, heating and air-conditioning plants, compressed air systems.
- ✔ Female/female threads.
Lever handle in steel (aluminium for sizes 2"1/2 - 3" - 4").
Body in nickel-plated brass.
Minimum and maximum working temperatures: -20°C, 150°C in absence of steam.
Threads: ISO 228 (equivalent to DIN EN ISO 228 and BS EN ISO 228).
Mention "N" in the code only to order the black handle.
- ✔ Available also with NPT thread in the sizes 2"1/2, 3" and 4".

STANDARD FLOW BALL VALVES: VIENNA
117
Vienna ball valve, standard flow


SIZE	PRESSURE	CODE	PACKING
1/4" (DN 8)	50bar/725psi	0910014/N	12/144
3/8" (DN 10)	50bar/725psi	0910038/N	12/144
1/2" (DN 15)	30bar/435psi	1170012/N	15/120
3/4" (DN 20)	30bar/435psi	1170034/N	8/64
1" (DN 25)	30bar/435psi	1170100/N	8/48
1"1/4 (DN 32)	25bar/362.5psi	1170114/N	4/24
1"1/2 (DN 40)	25bar/362.5psi	1170112/N	4/20
2" (DN 50)	25bar/362.5psi	1170200/N	2/10

- ✔ Suitable for domestic water services, heating and air-conditioning plants, compressed air systems.
- ✔ Male/female threads.
Lever handle in steel.
Body in nickel-plated brass.
Minimum and maximum working temperatures: -20°C, 150°C in absence of steam.
Threads: ISO 228 (equivalent to DIN EN ISO 228 and BS EN ISO 228).
Mention "N" in the code only to order the black handle.

118
Vienna ball valve, standard flow



SIZE	PRESSURE	CODE	PACKING
1/4" (DN 8)	50bar/725psi	0920014/N	15/210
3/8" (DN 10)	50bar/725psi	0920038/N	15/210
1/2" (DN 15)	30bar/435psi	1180012/N	15/165
3/4" (DN 20)	30bar/435psi	1180034/N	8/96
1" (DN 25)	30bar/435psi	1180100/N	8/72

- ✔ Suitable for domestic water services, heating and air-conditioning plants, compressed air systems.
- ✔ Female/female threads.
T handle in aluminium.
Body in nickel-plated brass.
Minimum and maximum working temperatures: -20°C, 150°C in absence of steam.
Threads: ISO 228 (equivalent to DIN EN ISO 228 and BS EN ISO 228).
Mention "N" in the code only to order the black handle.

119
Vienna ball valve, standard flow


SIZE	PRESSURE	CODE	PACKING
1/4" (DN 8)	50bar/725psi	0930014/N	15/180
3/8" (DN 10)	50bar/725psi	0930038/N	15/180
1/2" (DN 15)	30bar/435psi	1190012/N	15/135
3/4" (DN 20)	30bar/435psi	1190034/N	8/96
1" (DN 25)	30bar/435psi	1190100/N	8/64

- ✔ Suitable for domestic water services, heating and air-conditioning plants, compressed air systems.
- ✔ Male/female threads.
T handle in aluminium.
Body in nickel-plated brass.
Minimum and maximum working temperatures: -20°C, 150°C in absence of steam.
Threads: ISO 228 (equivalent to DIN EN ISO 228 and BS EN ISO 228).
Mention "N" in the code only to order the black handle.


STANDARD FLOW BALL VALVES: VIENNA
216
Vienna ball valve, standard flow


Locking device p. 45



SIZE	PRESSURE	CODE	PACKING
1/4" (DN 8)	50bar/725psi	2160014	12/144
3/8" (DN 10)	50bar/725psi	2160038	12/144
1/2" (DN 15)	30bar/435psi	2160012	15/120
3/4" (DN 20)	30bar/435psi	2160034	8/64
1" (DN 25)	30bar/435psi	2160100	8/48
1 1/4" (DN 32)	25bar/362.5psi	2160114	4/24
1 1/2" (DN 40)	25bar/362.5psi	2160112	4/20
2" (DN 50)	25bar/362.5psi	2160200	2/10

- ✔ Suitable for domestic water services, heating and air-conditioning plants, compressed air systems.
- ✔ Female/female threads.
Flat lever handle in lined steel.
Body in nickel-plated brass.
Minimum and maximum working temperatures: -20°C, 150°C in absence of steam.
Threads: ISO 228 (equivalent to DIN EN ISO 228 and BS EN ISO 228).

217
Vienna ball valve, standard flow


Locking device p. 45

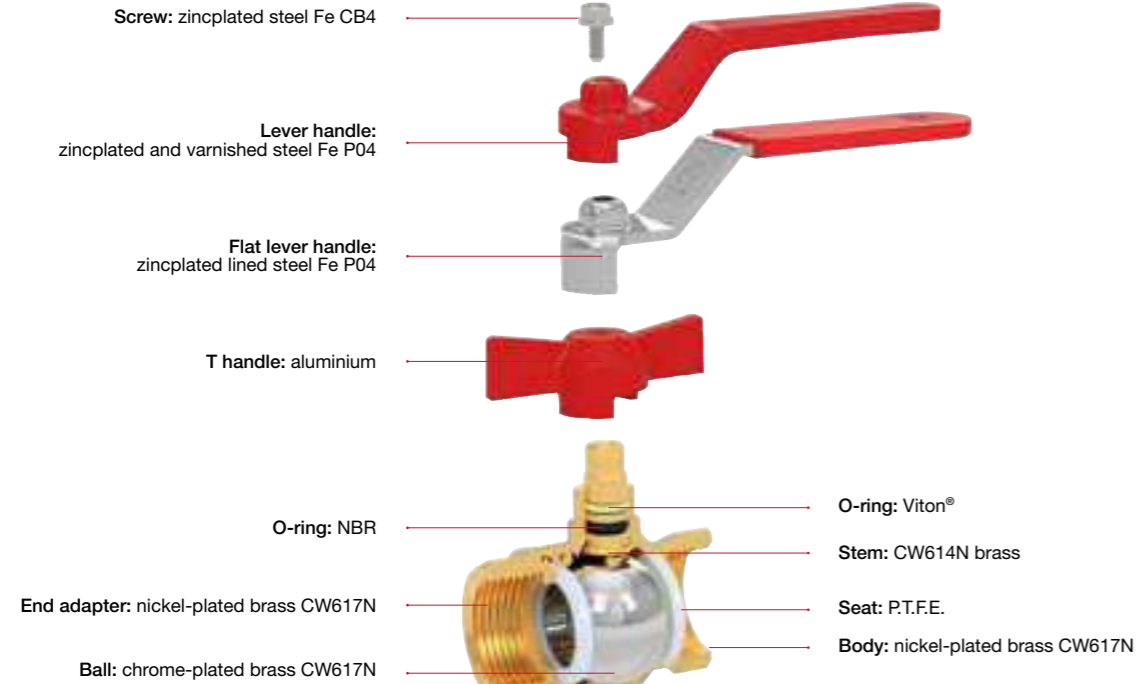


SIZE	PRESSURE	CODE	PACKING
1/4" (DN 8)	50bar/725psi	2170014	12/144
3/8" (DN 10)	50bar/725psi	2170038	12/144
1/2" (DN 15)	30bar/435psi	2170012	15/120
3/4" (DN 20)	30bar/435psi	2170034	8/64
1" (DN 25)	30bar/435psi	2170100	8/48
1 1/4" (DN 32)	25bar/362.5psi	2170114	4/24
1 1/2" (DN 40)	25bar/362.5psi	2170112	4/12
2" (DN 50)	25bar/362.5psi	2170200	2/10

- ✔ Suitable for domestic water services, heating and air-conditioning plants, compressed air systems.
- ✔ Male/female threads.
Flat lever handle in lined steel.
Body in nickel-plated brass.
Minimum and maximum working temperatures: -20°C, 150°C in absence of steam.
Threads: ISO 228 (equivalent to DIN EN ISO 228 and BS EN ISO 228).


REDUCED FLOW BALL VALVES: ORIENT

Orient

Materials

Ball bore chart


unit in mm

	ITAP	1/4"	3/8"	1/2"	3/4"	1"	1"1/4	1"1/2	2"
ORIENT	111	10	10	12	15	20	25	32	40
	112	8	10	12	15	20	-	-	-
	113	10	10	12	15	20	-	-	-
	114	8	10	12	15	20	-	-	-
	211	-	-	12	15	20	25	32	40

111
Orient ball valve, reduced flow


SIZE	PRESSURE	CODE	PACKING
1/4" (DN 8)	50bar/725psi	0900014	12/168
3/8" (DN 10)	50bar/725psi	0900038	12/168
1/2" (DN 15)	50bar/725psi	1110012	12/144
3/4" (DN 20)	40bar/580psi	1110034	10/90
1" (DN 25)	40bar/580psi	1110100	8/56
1"1/4 (DN 32)	30bar/435psi	1110114	4/44
1"1/2 (DN 40)	30bar/435psi	1110112	4/24
2" (DN 50)	25bar/362.5psi	1110200	2/12

- ☑ Suitable for domestic water services, heating and air-conditioning plants, compressed air systems.
- ☑ Female/female threads.
Lever handle in steel.
Body in nickel-plated brass.
Minimum and maximum working temperatures: -20°C, 150°C in absence of steam.
Threads: ISO 228 (equivalent to DIN EN ISO 228 and BS EN ISO 228).

REDUCED FLOW BALL VALVES: ORIENT
112
Orient ball valve, reduced flow



SIZE	PRESSURE	CODE	PACKING
1/4" (DN 8)	50bar/725psi	0910014	12/144
3/8" (DN 10)	50bar/725psi	0910038	12/144
1/2" (DN 15)	50bar/725psi	1120012	10/120
3/4" (DN 20)	40bar/580psi	1120034	8/72
1" (DN 25)	40bar/580psi	1120100	4/48

- ☑ Suitable for domestic water services, heating and air-conditioning plants, compressed air systems.
- ☑ Male/female threads.
Lever handle in steel.
Body in nickel-plated brass.
Minimum and maximum working temperatures: -20°C, 150°C in absence of steam.
Threads: ISO 228 (equivalent to DIN EN ISO 228 and BS EN ISO 228).

113
Orient ball valve, reduced flow


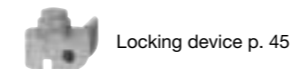

SIZE	PRESSURE	CODE	PACKING
1/4" (DN 8)	50bar/725psi	0920014	15/210
3/8" (DN 10)	50bar/725psi	0920038	15/210
1/2" (DN 15)	50bar/725psi	1130012	12/144
3/4" (DN 20)	40bar/580psi	1130034	8/112
1" (DN 25)	40bar/580psi	1130100	6/72

- ☑ Suitable for domestic water services, heating and air-conditioning plants, compressed air systems.
- ☑ Female/female threads.
T handle in aluminium.
Body in nickel-plated brass.
Minimum and maximum working temperatures: -20°C, 150°C in absence of steam.
Threads: ISO 228 (equivalent to DIN EN ISO 228 and BS EN ISO 228).

114
Orient ball valve, reduced flow


SIZE	PRESSURE	CODE	PACKING
1/4" (DN 8)	50bar/725psi	0930014	15/180
3/8" (DN 10)	50bar/725psi	0930038	15/180
1/2" (DN 15)	50bar/725psi	1140012	12/144
3/4" (DN 20)	40bar/580psi	1140034	8/96
1" (DN 25)	40bar/580psi	1140100	5/60

- ☑ Suitable for domestic water services, heating and air-conditioning plants, compressed air systems.
- ☑ Male/female threads.
T handle in aluminium.
Body in nickel-plated brass.
Minimum and maximum working temperatures: -20°C, 150°C in absence of steam.
Threads: ISO 228 (equivalent to DIN EN ISO 228 and BS EN ISO 228).

211
Orient ball valve, reduced flow


SIZE	PRESSURE	CODE	PACKING
1/2" (DN 15)	50bar/725psi	2110012	12/108
3/4" (DN 20)	40bar/580psi	2110034	10/90
1" (DN 25)	40bar/580psi	2110100	8/48
1"1/4 (DN 32)	30bar/435psi	2110114	4/44
1"1/2 (DN 40)	30bar/435psi	2110112	4/24
2" (DN 50)	25bar/362.5psi	2110200	2/12

- ☑ Suitable for domestic water services, heating and air-conditioning plants, compressed air systems.
- ☑ Female/female threads.
Flat lever handle in lined steel.
Body in nickel-plated brass.
Minimum and maximum working temperatures: -20°C, 150°C in absence of steam.
Threads: ISO 228 (equivalent to DIN EN ISO 228 and BS EN ISO 228).

HANDLES FOR BALL VALVES
086
Lever handle for ball valves and bibcocks


SIZE	CODE	PACKING
1	0860001/N/B	20/400
2	0860002/N/B	20/400
3	0860003/N/B	20/300
4	0860004/N/B	10/100
5	0860005/N/B	10/100
6	0860006/N	1/75
7	0860007/N	1/35

- Mention "N" in the code to order the black handle. Mention "B" in the code to order the blue handle.

Size of the handle corresponding to each valve.

Art.	1/4"	3/8"	1/2"	3/4"	1"	1 1/4"	1 1/2"	2"	2 1/2"	3"	4"
111/112	1	1	1	2	3	3	4	4	-	-	-
076/077	1	1	2	3	3	4	5	5	-	-	-
090/091	1	1	1	3	3	4	4	5	6	7	7
290P/291P	1	1	1	3	3	4	4	5	-	-	-
116/117	1	1	1	3	3	4	4	5	6	7	7
080/081	-	-	2	3	3	4	5	5	7	7	7
131/132	-	1	1	2	2	-	-	-	-	-	-
166	-	-	1	1	-	-	-	-	-	-	-
174	-	-	1	1	-	-	-	-	-	-	-
178	-	-	1	1	-	-	-	-	-	-	-
115	-	-	1	3	3	4	4	5	-	-	-
098	-	-	1	3	3	4	4	5	-	-	-
298	-	-	1	3	3	-	-	-	-	-	-
376/377	1	1	2	3	3	4	5	5	-	-	-
120/121	-	-	-	-	-	-	-	-	7	7	7


HANDLES FOR BALL VALVES
089B
Stainless steel flat lever handle for ball valves


SIZE	CODE	PACKING
1	0890001B	20/400
2	0890002B	20/400
3	0890003B	20/400
4	0890004B	10/100
5	0890005B	10/100

- Flat lever handle in stainless steel AISI 304. Size of the handle corresponding to each valve.

Art.	1/4"	3/8"	1/2"	3/4"	1"	1 1/4"	1 1/2"	2"
111/112/211	1	1	1	2	3	3	4	4
090/091/290	1	1	1	3	3	4	4	5
290P/291P	1	1	1	3	3	4	4	5
116/117	1	1	1	3	3	4	4	5
216/217	1	1	1	3	3	4	4	5
080/081	-	-	2	3	3	4	5	5
131	-	-	1	-	-	-	-	-
133	-	1	1	2	2	-	-	-
167	-	-	1	1	-	-	-	-
174	-	-	1	1	-	-	-	-
178	-	-	1	1	-	-	-	-
076/077	1	1	2	3	3	4	5	5
376/377	1	1	2	3	3	4	5	5
115	-	-	1	3	3	4	4	5
098	-	-	1	3	3	4	4	5
298	1	-	1	3	3	-	-	-

084LK
Locking device for lockable flat lever handle


SIZE	CODE	PACKING
1	084LK01	10/400
2	084LK02	10/400
3	084LK03	10/400

- This device has to be used on valves and biblocks with flat lever handle. Handle size corresponding to each valve as per table art. 084, 084G and 089B with grey background.
- Zincplated K5 zamak. The device is supplied without padlock. Suitable padlock with long shackle: 6mm / 1/4.

084PP
Pin for locking device


CODE	PACKING
084PP03	1/0



084PP - Pin for locking device. Usable on water or gas valves.

084
Flat lever handle for ball valves and bibcock


SIZE	CODE	PACKING
1	0840001/V	20/400
2	0840002/V	20/400
3	0840003/V	20/300
4	0840004/V	10/100
5	0840005/V	10/100

- Mention "V" in the code to order the green handle.

Size of the handle corresponding to each valve.

Art.	1/4"	3/8"	1/2"	3/4"	1"	1 1/4"	1 1/2"	2"
111/112/211	1	1	1	2	3	3	4	4
090/091/290	1	1	1	3	3	4	4	5
290P/291P	1	1	1	3	3	4	4	5
116/117	1	1	1	3	3	4	4	5
216/217	1	1	1	3	3	4	4	5
080/081	-	-	2	3	3	4	5	5
131	-	-	1	-	-	-	-	-
133	-	-	1	2	2	-	-	-
167	-	-	1	1	-	-	-	-
174	-	-	1	1	-	-	-	-
178	-	-	1	1	-	-	-	-
076/077	1	1	2	3	3	4	5	5
376/377	1	1	2	3	3	4	5	5
115	-	-	1	3	3	4	4	5
098	-	-	1	3	3	4	4	5
298	1	-	1	3	3	-	-	-


Installation of the locking device for lockable flat lever handle

When the valve is not equipped with a flat lever handle, it is possible to replace the standard handle as shown in this catalogue, in order to have a lockable valve.

1. Remove the handle from the valve, when you want to have a lockable valve.

2. Replace the handle with the corresponding flat lever handle, in order to have a lockable valve.

3. Place and lock the locking device either on the open or on the shut-off valve.



HANDLES FOR BALL VALVES
087
T handle for ball valves and bibcocks


SIZE	CODE	PACKING
1	0870001/N/V/B	20/500
2	0870002/N/V/B	20/500
3	0870003/N/V/B	20/500
4	0870004/N/B	10/250

- Mention "N" in the code to order the black handle.
- Mention "B" in the code to order the blue handle.
- Mention "V" in the code to order the green handle.
- Size of the valve corresponding to each valve.

Art.	1/4"	3/8"	1/2"	3/4"	1"	1 1/4"	1 1/2"
113/114	1	1	1	2	2	-	-
092/093	1	1	1	3	3	4	-
292P/293P	1	1	1	3	3	4	-
118/119	1	1	1	2	3	-	-
082/083	-	-	2	3	3	-	-
131	-	-	1	-	-	-	-
134	-	1	1	2	3	-	-
168	-	-	1	1	-	-	-
176	-	-	1	1	-	-	-
180	-	-	1	1	-	-	-
078/079	1	1	2	3	3	-	-
378/379	1	1	2	3	3	-	-
098	-	-	1	3	3	4	-
298	-	-	1	3	3	-	-
115	-	-	1	2	3	4	4


088
Extended handle for lined piping


SIZE	CODE	PACKING
1	0880001	10/120
2	0880002	10/120
3	0880003	10/120
4	0880004	10/80
5	0880005	10/50
6	0880006	1/30
7	0880007	1/18


- The extended handle in aluminium can be used with the valves indicated in the chart.
- Size of the valve corresponding to each valve.

Art.	1/4"	3/8"	1/2"	3/4"	1"	1 1/4"	1 1/2"	2"	2 1/2"	3"	4"
111/112	1	1	1	2	3	3	4	4	6	7	7
090/091	1	1	1	3	3	4	4	5	6	7	7
116/117	1	1	1	3	3	4	4	5	-	-	-
080/081	-	-	2	3	3	4	5	5	-	-	-
076/077	1	1	2	3	3	4	5	5	-	-	-
115	-	-	1	3	3	4	4	5	-	-	-
131/132	-	1	1	2	2	-	-	-	-	-	-
166	-	-	1	1	-	-	-	-	-	-	-
174	-	-	1	1	-	-	-	-	-	-	-
178	-	-	1	1	-	-	-	-	-	-	-
098	-	-	1	3	3	4	-	-	-	-	-
298	-	-	1	3	3	-	-	-	-	-	-
120/121	-	-	-	-	-	-	-	7	7	7	-


125
MINI ball valves


SIZE	PRESSURE	CODE	PACKING
1/8" (DN 6)	10bar/145psi	1250018/N	20/240
1/4" (DN 8)	10bar/145psi	1250014/N	20/240
3/8" (DN 10)	10bar/145psi	1250038/N	20/280
1/2" (DN 15)	10bar/145psi	1250012/N	20/200
3/4" (DN 20)	10bar/145psi	1250034/N	15/135

- Female/female threads.
- Body in chrome-plated brass.
- Lever handle in polymer.
- Minimum and maximum temperature: 0°C; 70°C (maximum operating temperature); 90°C (maximum peak temperature).
- Threads: ISO 228 (equivalent to DIN EN ISO 228 and BS EN ISO 228).
- Mention "N" in the code to order the black handle.


126
MINI ball valves


SIZE	PRESSURE	CODE	PACKING
1/8" (DN 6)	10bar/145psi	1260018/N	20/280
1/4" (DN 8)	10bar/145psi	1260014/N	20/280
3/8" (DN 10)	10bar/145psi	1260038/N	20/280
1/2" (DN 15)	10bar/145psi	1260012/N	20/220
3/4" (DN 20)	10bar/145psi	1260034/N	15/135

- Male/female threads.
- Body in chrome-plated brass.
- Lever handle in polymer.
- Minimum and maximum temperature: 0°C; 70°C (maximum operating temperature); 90°C (maximum peak temperature).
- Threads: ISO 228 (equivalent to DIN EN ISO 228 and BS EN ISO 228).
- Mention "N" in the code to order the black handle.


115
Standard flow ball valve with revolving drain cock


SIZE	PRESSURE	CODE	PACKING
1/2" (DN 15)	25bar/362.5psi	1150012	14/84
3/4" (DN 20)	25bar/362.5psi	1150034	8/64
1" (DN 25)	25bar/362.5psi	1150100	8/40
1 1/4" (DN 32)	20bar/290psi	1150114	4/24
1 1/2" (DN 40)	20bar/290psi	1150112	4/12
2" (DN 50)	20bar/290psi	1150200	2/10


- Suitable for domestic water services, heating, air-conditioning plants and compressed air systems.
- Female/female threads.
- Lever handle in steel.
- Body in nickel-plated brass.
- Minimum and maximum working temperatures: -20°C, 110°C in absence of steam.
- Threads: ISO 228 (equivalent to DIN EN ISO 228 and BS EN ISO 228).



099
Full flow ball valve, male/male thread


SIZE	PRESSURE	CODE	PACKING
1/2" (DN 15)	40bar/580psi	0990012	25/75
3/4" (DN 20)	40bar/580psi	0990034	15/75
1" (DN 25)	40bar/580psi	0990100	10/50
1 1/4" (DN 32)	30bar/435psi	0990114	5/25
1 1/2" (DN 40)	30bar/435psi	0990112	3/15
2" (DN 50)	30bar/435psi	0990200	2/10

SIZE	PRESSURE	CODE	PACKING
1/2" (DN 15)	40bar/580psi	0990012F	25/125
3/4" (DN 20)	40bar/580psi	0990034F	20/100
1" (DN 25)	40bar/580psi	0990100F	10/50

- Suitable for domestic water services, heating, air-conditioning plants and compressed air systems.
- Male/male threads.
- Lever handle in aluminium or T handle in aluminium.
- Body in nickel-plated brass.
- Minimum and maximum working temperatures: -10°C, 95°C in absence of steam.
- Threads: ISO 228 (equivalent to DIN EN ISO 228 and BS EN ISO 228).
- Available with T handle in aluminium in the sizes 1/2" through 1".
- Mention "F" in the code to order the T handle.



BALL VALVES AND GATE VALVE
128
3-way ball valve


SIZE	PRESSURE	CODE	PACKING
1/4" (DN 8)	55bar/797.5psi	1280014L/T	4/24
3/8" (DN 10)	55bar/797.5psi	1280038L/T	4/24
1/2" (DN 15)	50bar/725psi	1280012L/T	4/24
3/4" (DN 20)	50bar/725psi	1280034L/T	2/12
1" (DN 25)	45bar/652.5psi	1280100L/T	2/12
1"1/4 (DN 32)	35bar/507.5psi	1280114L/T	2/12
1"1/2 (DN 40)	35bar/507.5psi	1280112L/T	2/4
2" (DN 50)	35bar/507.5psi	1280200L/T	2/4

- Suitable for domestic water services, heating, air-conditioning plants and compressed air systems.
- Female/female/female threads.
Lever handle in aluminium.
Body in nickel-plated brass.
Minimum and maximum working temperatures: -10°C, 120°C in absence of steam.
Threads: ISO 228 (equivalent to DIN EN ISO 228 and BS EN ISO 228).
- Available with T or L ball. (Please, specify in the order).


156
Brass gate valve PN16



SIZE	PRESSURE	CODE	PACKING
1/2" (DN 15)	16bar/232psi	1560012	12/72
3/4" (DN 20)	16bar/232psi	1560034	10/60
1" (DN 25)	16bar/232psi	1560100	5/35
1"1/4 (DN 32)	16bar/232psi	1560114	4/24
1"1/2 (DN 40)	16bar/232psi	1560112	2/14
2" (DN 50)	16bar/232psi	1560200	2/12
2"1/2 (DN 65)	16bar/232psi	1560212	1/8
3" (DN 80)	16bar/232psi	1560300	1/8
4" (DN 100)	16bar/232psi	1560400	1/2

- Suitable for domestic water services, heating, air-conditioning plants and compressed air systems.
- Female/female threads.
Handwheel in aluminium.
Body in brass.
Minimum and maximum working temperatures: 0°C, 150°C in absence of steam.
Threads: ISO 228 (equivalent to DIN EN ISO 228 and BS EN ISO 228).
- Available also with NPT thread in the sizes 2"1/2, 3" and 4".


VOLA
Handwheel for gate valve art. 156


SIZE	CODE	PACKING	VALVE
050	VOLA050	1/150	1/2"
060	VOLA060	1/150	3/4"
060	VOLA060	1/150	1"
070	VOLA070	1/150	1"1/4
070	VOLA070	1/150	1"1/2
080	VOLA080	1/150	2"
100	VOLA100	1/100	2"1/2
100	VOLA100	1/100	3"
120	VOLA120	1/100	4"

- Handwheel made of epoxy painted aluminium.

BIBCOCKS
131
SPIN hose bibcock with mobile connection


SIZE	PRESSURE	CODE	PACKING
1/2" (DN 15)	15bar/217.5psi	1310012	10/50

- Patented - Heavy model.
High resistance against freeze.
- Body in nickel-plated brass.
Hose connection in nylon.
Lever handle in aluminium.
Minimum and maximum working temperatures: -20°C, 80°C.
Threads: ISO 228 (equivalent to DIN EN ISO 228 and BS EN ISO 228).



High resistance against freeze.

132
Ball hose bibcock


Available sizes: 3/8"x3/4", 1/2"x3/4", 3/4"x1", 1"x1"1/4

SIZE	PRESSURE	CODE	PACKING
3/8" (DN 10)	15bar/217.5psi	1320038	10/60
1/2" (DN 15)	15bar/217.5psi	1320012	10/60
3/4" (DN 20)	15bar/217.5psi	1320034	6/36
1" (DN 25)	12bar/174psi	1320100	4/24

- Body in nickel-plated brass.
Hose connection in metal.
Lever handle in steel.
Minimum and maximum working temperatures: -20°C, 80°C.
Threads: ISO 228 (equivalent to DIN EN ISO 228 and BS EN ISO 228).

133
Ball hose bibcock



Locking device p. 45



Available sizes: 1/2"x3/4", 3/4"x1", 1"x1"1/4

SIZE	PRESSURE	CODE	PACKING
1/2" (DN 15)	15bar/217.5psi	1330012	10/60
3/4" (DN 20)	15bar/217.5psi	1330034	6/36
1" (DN 25)	12bar/174psi	1330100	4/24


- Body in nickel-plated brass.
Hose connection in metal.
Flat lever handle in lined steel.
Minimum and maximum working temperatures: -20°C, 80°C.
Threads: ISO 228 (equivalent to DIN EN ISO 228 and BS EN ISO 228).

134
Ball hose bibcock


Available sizes: 3/8"x3/4", 1/2"x3/4", 3/4"x1", 1"x1"1/4

SIZE	PRESSURE	CODE	PACKING
3/8" (DN 10)	15bar/217.5psi	1340038	10/80
1/2" (DN 15)	15bar/217.5psi	1340012	10/80
3/4" (DN 20)	15bar/217.5psi	1340034	6/42
1" (DN 25)	12bar/174psi	1340100	4/24

- Body in nickel-plated brass.
Hose connection in metal.
T handle in aluminium.
Minimum and maximum working temperatures: -20°C, 80°C.
Threads: ISO 228 (equivalent to DIN EN ISO 228 and BS EN ISO 228).

BIBCOCKS
166
GAR ball hose bibcock

Available sizes: 1/2"x3/4", 3/4"x1"

SIZE	PRESSURE	CODE	PACKING
1/2" (DN 15)	15bar/217.5psi	1660012	15/75
3/4" (DN 20)	15bar/217.5psi	1660034	10/50

- Body in nickel-plated brass.
- Hose connection in metal.
- Lever handle in steel.
- Minimum and maximum working temperatures: -20°C, 80°C.
- Threads: ISO 228 (equivalent to DIN EN ISO 228 and BS EN ISO 228).

176
GAR ball hose bibcock


Available sizes: 1/2"x3/4", 3/4"x1"

SIZE	PRESSURE	CODE	PACKING
1/2" (DN 15)	15bar/217.5psi	1760012	15/75
3/4" (DN 20)	15bar/217.5psi	1760034	10/50

- Body in nickel-plated brass.
- Hose connection in nylon.
- T handle in aluminium.
- Minimum and maximum working temperatures: -20°C, 80°C.
- Threads: ISO 228 (equivalent to DIN EN ISO 228 and BS EN ISO 228).

167
GAR ball hose bibcock


Locking device p. 45


Available sizes: 1/2"x3/4", 3/4"x1"

SIZE	PRESSURE	CODE	PACKING
1/2" (DN 15)	15bar/217.5psi	1670012	15/75
3/4" (DN 20)	15bar/217.5psi	1670034	10/50

- Body in nickel-plated brass.
- Hose connection in metal.
- Flat lever handle in lined steel.
- Minimum and maximum working temperatures: -20°C, 80°C.
- Threads: ISO 228 (equivalent to DIN EN ISO 228 and BS EN ISO 228).

178
GAR ball hose bibcock

Available sizes: 1/2"x3/4", 3/4"x3/4"

SIZE	PRESSURE	CODE	PACKING
1/2" (DN 15)	15bar/217.5psi	1780012	20/100
3/4" (DN 20)	15bar/217.5psi	1780034	12/72

- Body in nickel-plated brass.
- Lever handle in steel.
- Minimum and maximum working temperatures: -20°C, 80°C.
- Threads: ISO 228 (equivalent to DIN EN ISO 228 and BS EN ISO 228).
- Available also with NPT thread in the size 1/2".

168
GAR ball hose bibcock

Available sizes: 1/2"x3/4", 3/4"x1"

SIZE	PRESSURE	CODE	PACKING
1/2" (DN 15)	15bar/217.5psi	1680012	15/75
3/4" (DN 20)	15bar/217.5psi	1680034	10/50

- Body in nickel-plated brass.
- Hose connection in metal.
- T handle in aluminium.
- Minimum and maximum working temperatures: -20°C, 80°C.
- Threads: ISO 228 (equivalent to DIN EN ISO 228 and BS EN ISO 228).

180
GAR ball hose bibcock

Available sizes: 1/2"x3/4"

SIZE	PRESSURE	CODE	PACKING
1/2" (DN 15)	15bar/217.5psi	1800012	15/120

- Body in nickel-plated brass.
- T handle in aluminium.
- Minimum and maximum working temperatures: -20°C, 80°C.
- Threads: ISO 228 (equivalent to DIN EN ISO 228 and BS EN ISO 228).
- Available also with NPT thread in the size 1/2".

174
GAR ball hose bibcock

Available sizes: 1/2"x3/4", 3/4"x1"

SIZE	PRESSURE	CODE	PACKING
1/2" (DN 15)	15bar/217.5psi	1740012	15/75
3/4" (DN 20)	15bar/217.5psi	1740034	10/50

- Body in nickel-plated brass.
- Hose connection in nylon.
- Lever handle in steel.
- Minimum and maximum working temperatures: -20°C, 80°C.
- Threads: ISO 228 (equivalent to DIN EN ISO 228 and BS EN ISO 228).

144
Ball hose bibcock with lockpad eye

Available sizes: 1/2"x3/4", 3/4"x3/4"

SIZE	PRESSURE	CODE	PACKING
1/2" (DN 15)	15bar/217.5psi	1440012	8/48
3/4" (DN 20)	15bar/217.5psi	1440034	8/48

- Body in nickel-plated brass.
- Hose connection in brass.
- Lever handle in steel.
- Minimum and maximum working temperatures: 0°C, 80°C.
- Threads: ISO228 (equivalent to DIN EN ISO 228 and BS EN ISO 228).

191
Garden hose bibcock with brass connection

Available sizes: 1/2"x3/4", 3/4"x1", 1"x1"1/4

SIZE	PRESSURE	CODE	PACKING
1/2" (DN 15)	15bar/217.5psi	1910012	12/60
3/4" (DN 20)	15bar/217.5psi	1910034	10/50
1" (DN 25)	12bar/174psi	1910100	5/25

- Body in brass.
- Hose connection in brass.
- T handle in aluminium.
- Minimum and maximum working temperatures: 0°C, 80°C.
- Threads: ISO228 (equivalent to DIN EN ISO 228 and BS EN ISO 228).

139
Drain ball valve with brass hose connection


SIZE	PRESSURE	CODE	PACKING
3/8" (DN 10)	12bar/174psi	1390038	20/180
1/2" (DN 15)	12bar/174psi	1390012	20/180
3/4" (DN 20)	12bar/174psi	1390034	15/90

- Body in brass.
- Hose connection in brass.
- Minimum and maximum working temperatures: -15°C, 110°C with air; 0°C, 90°C with water.
- Threads: ISO228 (equivalent to DIN EN ISO 228 and BS EN ISO 228).

139R
Drain ball valve with brass hose connection and nylon handle


SIZE	PRESSURE	CODE	PACKING
3/8" (DN 10)	10bar/145psi	1390038R	20/140
1/2" (DN 15)	10bar/145psi	1390012R	20/140
3/4" (DN 20)	10bar/145psi	1390034R	15/105

- Body in brass.
- Hose connection in brass.
- Minimum and maximum working temperatures: -10°C, 90°C.
- Threads: ISO228 (equivalent to DIN EN ISO 228 and BS EN ISO 228).

280
Hose connection in metal


SIZE	CODE	PACKING
3/4" (DN 20)	2800034	90/720
1" (DN 25)	2800100	50/300
1"1/4 (DN 32)	2800114	20/160

- Hose connection in metal.
- Min. and max. working temperatures: -20°C, 80°C.
- Threads: ISO228 (equivalent to DIN EN ISO 228 and BS EN ISO 228).

282
Nylon hose connection


SIZE	CODE	PACKING
3/4" (DN 20)	2820034	100/500
1" (DN 25)	2820100	50/250

- Hose connection in nylon.
- Min. and max. working temperatures: -20°C, 80°C.
- Threads: ISO228 (equivalent to DIN EN ISO 228 and BS EN ISO 228).

2820
Mobile hose connection in nylon


SIZE	CODE	PACKING
3/4" (DN 20)	2820034O	50/400

- Minimum and maximum working temperatures: -20°C, 80°C.
- Threads: ISO 228 (equivalent to DIN EN ISO 228 and BS EN ISO 228).

350L
Supply bibcock


SIZE	PRESSURE	CODE	PACKING
1/2" (DN 15)	8bar/116psi	3500012L	10/60

- Body in polished brass.
- T handle in brass.
- Minimum and maximum working temperatures: 0°C, 80°C.
- Threads: ISO228 (equivalent to DIN EN ISO 228 and BS EN ISO 228).

355L
Hose bibcock


SIZE	PRESSURE	CODE	PACKING
1/2" (DN 15)	8bar/116psi	3550012L	10/60
3/4" (DN 20)	8bar/116psi	3550034L	5/30

- Body in polished brass.
- Hose connection in brass.
- T handle in brass.
- Minimum and maximum working temperatures: 0°C, 80°C.
- Threads: ISO228 (equivalent to DIN EN ISO 228 and BS EN ISO 228).

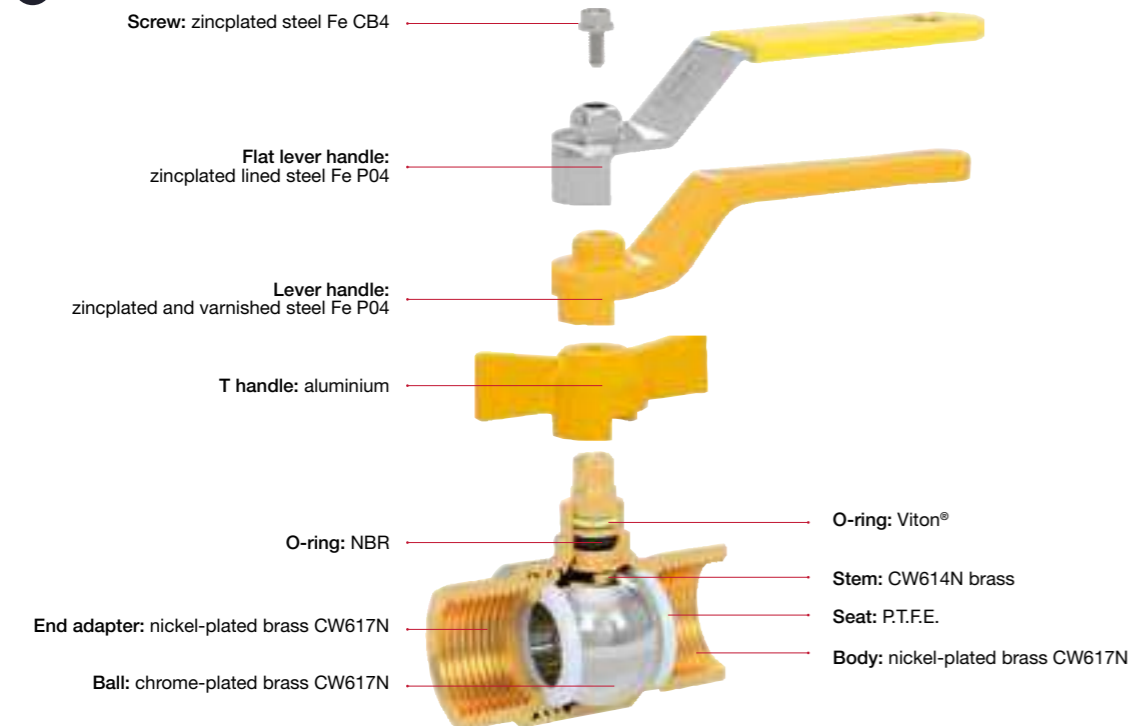
355S
Hose bibcock


SIZE	PRESSURE	CODE	PACKING
1/2" (DN 15)	8bar/116psi	3550012S	10/60
3/4" (DN 20)	8bar/116psi	3550034S	5/30

- Body in sandblasted/chromed brass.
- Hose connection in chromed brass.
- T handle in chromed brass.
- Minimum and maximum working temperatures: 0°C, 80°C.
- Threads: ISO228 (equivalent to DIN EN ISO 228 and BS EN ISO 228).

London

Materials



Ball bore chart

unit in mm

	ITAP	1/4"	3/8"	1/2"	3/4"	1"	1 1/4"	1 1/2"	2"	2 1/2"	3"	4"
LONDON	066	10	10	15	20	25	32	40	50	65	80	100
	067	8	10	15	20	25	32	39	50	63	74	97
	068	10	10	15	20	25	-	-	-	-	-	-
	069	8	10	15	20	25	-	-	-	-	-	-
	266	10	10	15	20	25	32	40	50	-	-	-
	267	8	10	15	20	25	32	39	50	-	-	-

066

London ball valve, full flow



SIZE	PRESSURE	CODE	PACKING
1/4" (DN 8)	5bar/72.5psi	066B014	12/144
3/8" (DN 10)	5bar/72.5psi	066B038	12/144
1/2" (DN 15)	5bar/72.5psi	066B012	10/90
3/4" (DN 20)	5bar/72.5psi	066B034	8/64
1" (DN 25)	5bar/72.5psi	066B100	6/42
1 1/4" (DN 32)	5bar/72.5psi	066B114	4/20
1 1/2" (DN 40)	5bar/72.5psi	066B112	2/10
2" (DN 50)	5bar/72.5psi	066B200	2/6
2 1/2" (DN 65)	18bar/261psi	1200212G	1/5
3" (DN 80)	16bar/232psi	1200300G	1/3
4" (DN 100)	14bar/203psi	1200400G	1/2

- EN331 APPROVED (UP TO 2").
- Female/female threads. Body in nickel-plated brass. Lever handle in steel (aluminium in the sizes 2 1/2", 3" and 4"). Minimum and maximum working temperatures: -20°C, 60°C. Female threads:
 - ISO 7/1 Rp parallel (equivalent to DIN EN 10226-1 and BS EN 10226-1) sizes 1/4" through 2".
 - ISO228 (equivalent to DIN EN ISO 228 and BS EN ISO 228) sizes 2 1/2", 3" and 4".

067

London ball valve, full flow



SIZE	PRESSURE	CODE	PACKING
1/4" (DN 8)	5bar/72.5psi	067B014	12/144
3/8" (DN 10)	5bar/72.5psi	067B038	12/144
1/2" (DN 15)	5bar/72.5psi	067B012	10/90
3/4" (DN 20)	5bar/72.5psi	067B034	8/64
1" (DN 25)	5bar/72.5psi	067B100	6/36
1 1/4" (DN 32)	5bar/72.5psi	067B114	4/20
1 1/2" (DN 40)	5bar/72.5psi	067B112	2/10
2" (DN 50)	5bar/72.5psi	067B200	2/6
2 1/2" (DN 65)	18bar/261psi	1210212G	1/5
3" (DN 80)	16bar/232psi	1210300G	1/3
4" (DN 100)	14bar/203psi	1210400G	1/2

- EN331 APPROVED (UP TO 2").
- Male/female threads. Body in nickel-plated brass. Lever handle in steel (aluminium in the sizes 2 1/2", 3" and 4"). Minimum and maximum working temperatures: -20°C, 60°C. Female threads:
 - ISO 7/1 Rp parallel (equivalent to DIN EN 10226-1 and BS EN 10226-1) sizes 1/4" through 2".
 - ISO228 (equivalent to DIN EN ISO 228 and BS EN ISO 228) sizes 2 1/2", 3" and 4".
- Male threads:
 - ISO 7/1 R taper (equivalent to DIN EN 10226-1 and BS EN 10226-1) sizes 1/4" through 2".
 - ISO228 (equivalent to DIN EN ISO 228 and BS EN ISO 228) sizes 2 1/2", 3" and 4".

068

London ball valve, full flow



SIZE	PRESSURE	CODE	PACKING
1/4" (DN 8)	5bar/72.5psi	068B014	15/180
3/8" (DN 10)	5bar/72.5psi	068B038	15/180
1/2" (DN 15)	5bar/72.5psi	068B012	10/120
3/4" (DN 20)	5bar/72.5psi	068B034	8/80
1" (DN 25)	5bar/72.5psi	068B100	6/42

- EN331 APPROVED (UP TO 2").
- Female/female threads. Body in nickel-plated brass. T handle in aluminium. Minimum and maximum working temperatures: -20°C, 60°C. Female threads:
 - ISO 7/1 Rp parallel (equivalent to DIN EN 10226-1 and BS EN 10226-1) sizes 1/4" through 1".

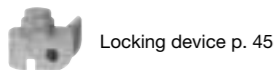
069

London ball valve, full flow



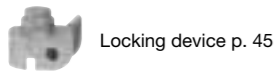
SIZE	PRESSURE	CODE	PACKING
1/4" (DN 8)	5bar/72.5psi	069B014	15/180
3/8" (DN 10)	5bar/72.5psi	069B038	15/180
1/2" (DN 15)	5bar/72.5psi	069B012	10/110
3/4" (DN 20)	5bar/72.5psi	069B034	8/72
1" (DN 25)	5bar/72.5psi	069B100	6/48

- EN331 APPROVED (UP TO 2").
- Male/female threads. Body in nickel-plated brass. T handle in aluminium. Minimum and maximum working temperatures: -20°C, 60°C. Female threads:
 - ISO 7/1 Rp parallel (equivalent to DIN EN 10226-1 and BS EN 10226-1) sizes 1/4" through 1".
- Male threads:
 - ISO 7/1 R taper (equivalent to DIN EN 10226-1 and BS EN 10226-1) sizes 1/4" through 1".

FULL FLOW GAS BALL VALVES: LONDON
266
London ball valve, full flow


SIZE	PRESSURE	CODE	PACKING
1/4" (DN 8)	5bar/72.5psi	266B014	12/144
3/8" (DN 10)	5bar/72.5psi	266B038	12/132
1/2" (DN 15)	5bar/72.5psi	266B012	10/70
3/4" (DN 20)	5bar/72.5psi	266B034	8/48
1" (DN 25)	5bar/72.5psi	266B100	6/48
1 1/4" (DN 32)	5bar/72.5psi	266B114	4/20
1 1/2" (DN 40)	5bar/72.5psi	266B112	2/10
2" (DN 50)	5bar/72.5psi	266B200	2/6

- EN331 APPROVED (UP TO 2").
- Female/female threads.
- Body in nickel-plated brass.
- Flat lever handle in lined steel.
- Minimum and maximum working temperatures: -20°C, 60°C.
- Female threads:
 - ISO 7/1 Rp parallel (equivalent to DIN EN 10226-1 and BS EN 10226-1) sizes 1/4" through 2".

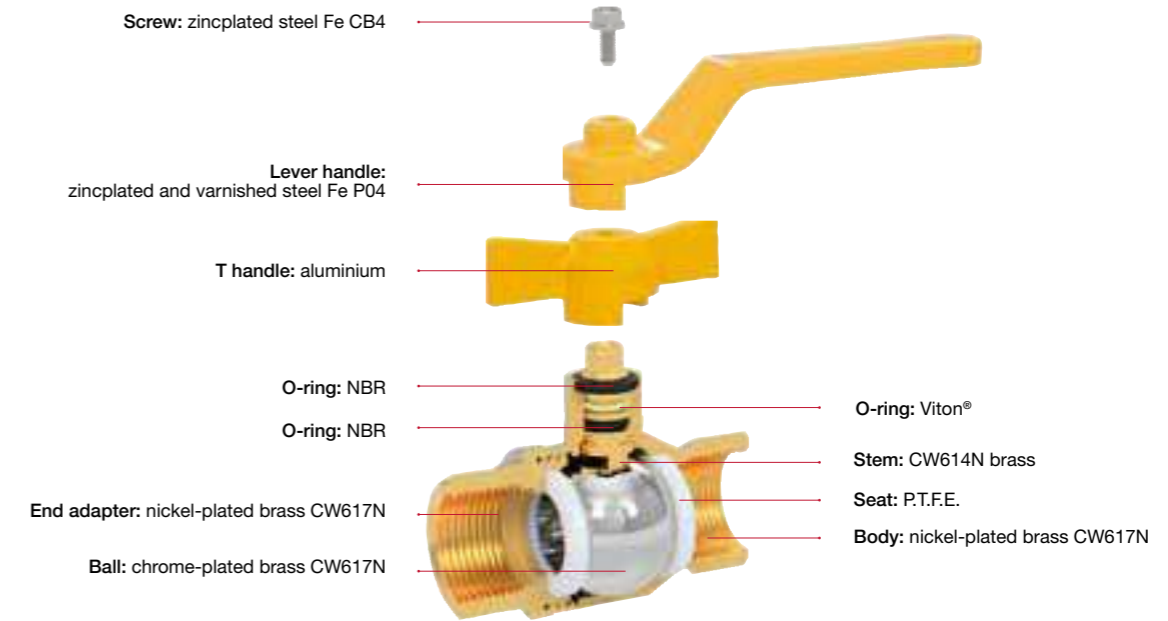
267
London ball valve, full flow


SIZE	PRESSURE	CODE	PACKING	€
1/4" (DN 8)	5bar/72.5psi	267B014	12/132	
3/8" (DN 10)	5bar/72.5psi	267B038	12/132	
1/2" (DN 15)	5bar/72.5psi	267B012	10/70	
3/4" (DN 20)	5bar/72.5psi	267B034	8/48	
1" (DN 25)	5bar/72.5psi	267B100	6/36	
1 1/4" (DN 32)	5bar/72.5psi	267B114	4/20	
1 1/2" (DN 40)	5bar/72.5psi	267B112	2/10	
2" (DN 50)	5bar/72.5psi	267B200	2/6	

- EN331 APPROVED (UP TO 2").
- Male/female threads.
- Body in nickel-plated brass.
- Flat lever handle in lined steel.
- Minimum and maximum working temperatures: -20°C, 60°C.
- Female threads:
 - ISO 7/1 Rp parallel (equivalent to DIN EN 10226-1 and BS EN 10226-1) sizes 1/4" through 2".
- Male threads:
 - ISO 7/1 R taper (equivalent to DIN EN 10226-1 and BS EN 10226-1) sizes 1/4" through 2".

FULL FLOW GAS BALL VALVES: BERLIN

Berlin

Materials

Ball bore chart

unit in mm

	ITAP	1/4"	3/8"	1/2"	3/4"	1"	1 1/4"	1 1/2"	2"	2 1/2"	3"	4"
BERLIN	070	-	-	15	20	25	32	40	50	65	80	100
	071	-	-	15	20	25	32	38	49	63	74	97
	072	-	-	15	20	25	-	-	-	-	-	-
	073	-	-	15	20	25	-	-	-	-	-	-

070
Berlin ball valve, full flow


SIZE	PRESSURE	CODE	PACKING
1/2" (DN 15)	5bar/72.5psi	070B012	12/96
3/4" (DN 20)	5bar/72.5psi	070B034	8/48
1" (DN 25)	5bar/72.5psi	070B100	6/36
1 1/4" (DN 32)	5bar/72.5psi	070B114	4/20
1 1/2" (DN 40)	5bar/72.5psi	070B112	2/10
2" (DN 50)	5bar/72.5psi	070B200	2/6
2 1/2" (DN 65)	18bar/261psi	1200212G	1/5
3" (DN 80)	16bar/232psi	1200300G	1/3
4" (DN 100)	14bar/203psi	1200400G	1/2

- EN331 APPROVED (UP TO 2").
- Female/female threads.
- Body in nickel-plated brass.
- Lever handle in steel (aluminium in the sizes 2 1/2", 3" and 4").
- Minimum and maximum working temperatures: -20°C, 60°C.
- Female threads:
 - ISO 7/1 Rp parallel (equivalent to DIN EN 10226-1 and BS EN 10226-1) sizes 1/2" through 2".
 - ISO228 (equivalent to DIN EN ISO 228 and BS EN ISO 228) sizes 2 1/2", 3" and 4".

FULL FLOW GAS BALL VALVES: BERLIN
071
Berlin ball valve, full flow


SIZE	PRESSURE	CODE	PACKING
1/2" (DN 15)	5bar/72.5psi	071B012	12/96
3/4" (DN 20)	5bar/72.5psi	071B034	8/48
1" (DN 25)	5bar/72.5psi	071B100	6/30
1 1/4" (DN 32)	5bar/72.5psi	071B114	4/20
1 1/2" (DN 40)	5bar/72.5psi	071B112	2/10
2" (DN 50)	5bar/72.5psi	071B200	2/6
2 1/2" (DN 65)	18bar/261psi	1210212G	1/5
3" (DN 80)	16bar/232psi	1210300G	1/3
4" (DN 100)	14bar/203psi	1210400G	1/2

- EN331 APPROVED (UP TO 2").
- Male/female threads.
Body in nickel-plated brass.
Lever handle in steel (aluminium in the sizes 2 1/2", 3" and 4").
Minimum and maximum working temperatures: -20°C, 60°C.
Female threads:
- ISO 7/1 Rp parallel (equivalent to DIN EN 10226-1 and BS EN 10226-1) sizes 1/2" through 2".
- ISO228 (equivalent to DIN EN ISO 228 and BS EN ISO 228) sizes 2 1/2", 3" and 4".
Male threads:
- ISO 7/1 R taper (equivalent to DIN EN 10226-1 and BS EN 10226-1) sizes 1/2" through 2".
- ISO228 (equivalent to DIN EN ISO 228 and BS EN ISO 228) sizes 2 1/2", 3" and 4".


072
Berlin ball valve, full flow


SIZE	PRESSURE	CODE	PACKING
1/2" (DN 15)	5bar/72.5psi	072B012	12/84
3/4" (DN 20)	5bar/72.5psi	072B034	8/56
1" (DN 25)	5bar/72.5psi	072B100	8/40

- EN331 APPROVED (UP TO 2").
- Female/female threads.
Body in nickel-plated brass.
T handle in aluminium.
Minimum and maximum working temperatures: -20°C, 60°C.
Female threads:
- ISO 7/1 Rp parallel (equivalent to DIN EN 10226-1 and BS EN 10226-1) sizes 1/2" through 1".


073
Berlin ball valve, full flow


SIZE	PRESSURE	CODE	PACKING
1/2" (DN 15)	5bar/72.5psi	073B012	12/84
3/4" (DN 20)	5bar/72.5psi	073B034	8/56
1" (DN 25)	5bar/72.5psi	073B100	8/40

- EN331 APPROVED (UP TO 2").
- Male/female threads.
Body in nickel-plated brass.
T handle in aluminium.
Minimum and maximum working temperatures: -20°C, 60°C.
Female threads:
- ISO 7/1 Rp parallel (equivalent to DIN EN 10226-1 and BS EN 10226-1) sizes 1/2" through 1".
Male threads:
- ISO 7/1 R taper (equivalent to DIN EN 10226-1 and BS EN 10226-1) sizes 1/2" through 1".


ANGLE BALL VALVES FOR GAS
060
Angle ball valves for gas


SIZE	PRESSURE	CODE	PACKING
1/2" (DN 15)	5bar/72.5psi	060B012	12/108

- EN331 APPROVED.
- Male/male threads.
Fixable T handle in aluminium.
Body in nickel-plated brass.
Minimum and maximum working temperatures: -20°C, 60°C.
Male threads ISO 7/1 R taper (equivalent to DIN EN 10226-1 and BS EN 10226-1).


062
Angle ball valves for gas with revolving nut


SIZE	PRESSURE	CODE	PACKING
1/2" (DN 15)	5bar/72.5psi	062B012	12/108

- Threads: male/revolving female nut.
Fixable T handle in aluminium.
Body in nickel-plated brass.
Minimum and maximum working temperatures: -20°C, 60°C.
Female thread ISO 228 (equivalent to DIN EN ISO 228 and BS EN ISO 228).
Male thread ISO 7/1 R taper (equivalent to DIN EN 10226-1 and BS EN 10226-1).



HANDLES FOR GAS BALL VALVES
086G
Lever handle for ball valves


SIZE	CODE	PACKING
1	0860001G	20/400
2	0860002G	20/400
3	0860003G	20/300
4	0860004G	10/100
5	0860005G	10/100
6	0860006G	1/75
7	0860007G	1/35

Size of the handle corresponding to each valve.

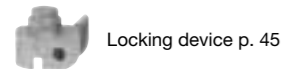
Art.	1/4"	3/8"	1/2"	3/4"	1"	1 1/4"	1 1/2"	2"	2 1/2"	3"	4"
070/071	-	-	2	3	3	4	5	5	7	7	7
066/067	1	1	2	3	3	4	5	5	7	7	7
120/121	-	-	-	-	-	-	-	-	7	7	7


084G
Flat lever handle for ball valves


SIZE	CODE	PACKING
1	0840001G	20/400
2	0840002G	20/400
3	0840003G	20/300
4	0840004G	10/100
5	0840005G	10/100

Size of the handle corresponding to each valve.

Art.	1/4"	3/8"	1/2"	3/4"	1"	1 1/4"	1 1/2"	2"
070/071	-	-	2	3	3	4	5	5
066/067	1	1	2	3	3	4	5	5
266/267	1	1	2	3	3	4	5	5



Locking device p. 45


087G
T handle for ball valves


SIZE	CODE	PACKING
1	0870001G	20/500
2	0870002G	20/500
3	0870003G	20/500

Size of the handle corresponding to each valve.

Art.	1/4"	3/8"	1/2"	3/4"	1"
072/073	-	-	2	3	3
068/069	1	1	2	3	3


GAS LEAK DETECTORS AND SOLENOID SAFETY VALVES
992
Gas leak detector with optical-acoustic alarm and relay control


SIZE	CODE	PACKING
-	992M	1/12

SIZE	CODE	PACKING
-	992G	1/12

- AVAILABLE FOR METHANE GAS AND LPG.
- Leds: power supply (green), failure (yellow), alarm (red).
- Optical (red led) and acoustic (internal buzzer 87dBA) alarms.
- Provided with reley output.
- Power supply voltage: 230V.
- Max electrical input: 20mA 230Vac.
- Max relay contact load: 8A 250Vac/30Vcc.
- Class of protection: IP42.
- Working temperature: -10°C, 40°C.
- Working relative humidity: 30%, 90%.
- Alarm level: gas concentration equal to 10% of L.E.L. (Low Exposition Limit).
- 4 years after installation date the device must be put out of order and replaced with a new unit.
- Dimension: 138x85x44 mm.
- According to CEI UNI EN 50194.


993
Solenoid safety valve, normally open


M: 550mbar M: 6mbar

SIZE	PRESSURE	CODE	PACKING
1/2" (DN 15)	550mbar/8psi	9930012M	1/0
3/4" (DN 20)	550mbar/8psi	9930034M	1/0
1" (DN 25)	550mbar/8psi	9930100M	1/0
1 1/4" (DN 32)	550mbar/8psi	9930114M	1/0
1 1/2" (DN 40)	550mbar/8psi	9930112M	1/0
2" (DN 50)	550mbar/8psi	9930200M	1/0

SIZE	PRESSURE	CODE	PACKING
1/2" (DN 15)	6bar/87psi	9930012G	1/0
3/4" (DN 20)	6bar/87psi	9930034G	1/0
1" (DN 25)	6bar/87psi	9930100G	1/0
1 1/4" (DN 32)	6bar/87psi	9930114G	1/0
1 1/2" (DN 40)	6bar/87psi	9930112G	1/0
2" (DN 50)	6bar/87psi	9930200G	1/0

- Available for maximum pressure of 550 mbar (8psi) and 6 bar (87 psi).
- Body in brass.
- Class of protection: IP65.
- Female threads: ISO228 (equivalent to DIN EN ISO 228 and BS EN ISO 228).
- Power supply voltage: 230V.
- Power input: 17 VA and 19 W.
- Working temperature: -15°C, 70°C.
- Closing time: <1sec.
- Maximum working pressure: 550mbar or 6bar.
- Manual reset in compliance with CEI UNI EN 50194 regulation.
- Approved under directive PED 97/23/CE.


998
Gas safety kit

METHANE GAS

SIZE	PRESSURE	CODE	PACKING
1/2" (DN 15)	550mbar/8psi	9980012M	1/5
3/4" (DN 20)	550mbar/8psi	9980034M	1/5

LPG

SIZE	PRESSURE	CODE	PACKING
1/2" (DN 15)	6bar/87psi	9980012G	1/5
3/4" (DN 20)	6bar/87psi	9980034G	1/5

- AVAILABLE FOR METHANE GAS AND LPG.
- Consisting of a gas leak detector (Art. 992), and a solenoid safety valve - normally open, 230 Vac (Art. 993).

CHROME-PLATED BIBCOCKS



Build-in valves

64



Build-in valves

64



Supply-stops

65-66



Toilet tank valve

66



Stainless steel rosette

66



Washing machine ball valves

67-69

BUILD-IN VALVES AND SUPPLY STOPS
340
Build-in valve with blind cap


SIZE	PRESSURE	CODE	PACKING
1/2" (DN 15)	20bar/290psi	3400012	6/36
3/4" (DN 20)	15bar/217.5psi	3400034	6/30

- Female/female threads.
- Body in brass.
- Cover plate and cap in chrome-plated ABS.
- Minimum and maximum working temperatures: 0°C, 110°C in absence of steam.
- Threads: ISO 228 (equivalent to DIN EN ISO 228 and BS EN ISO 228).

PROL340
Spacer



CODE	PACKING
PROL340	1/150

- Thread: 19x19Fx1".
- Length A: 59 mm.
- Suitable for art. 340.

345
Build-in valve with handle



SIZE	PRESSURE	CODE	PACKING
1/2" (DN 15)	20bar/290psi	3450012	4/24
3/4" (DN 20)	15bar/217.5psi	3450034	4/32

- Female/female threads.
- Body in brass.
- Cover plate and handle in chrome-plated ABS.
- Minimum and maximum working temperatures: 0°C, 110°C in absence of steam.
- Threads: ISO 228 (equivalent to DIN EN ISO 228 and BS EN ISO 228).

136
Build-in valve with blind cap


SIZE	PRESSURE	CODE	PACKING
1/2" (DN 15)	30bar/435psi	1360012	8/48
3/4" (DN 20)	25bar/362.5psi	1360034	5/30

- Full flow.
- Female/female threads.
- Body in brass.
- Cover plate and cap in chrome-plated brass.
- Minimum and maximum working temperatures: 0°C, 110°C in absence of steam.
- Threads: ISO 228 (equivalent to DIN EN ISO 228 and BS EN ISO 228).

138
Build-in valve with handle



SIZE	PRESSURE	CODE	PACKING
1/2" (DN 15)	30bar/435psi	1380012	8/48
3/4" (DN 20)	25bar/362.5psi	1380034	5/30
1" (DN 25)	25bar/362.5psi	1380100	4/24

- Full flow.
- Female/female threads.
- Body in brass.
- Cover plate in stainless steel.
- Lever handle in chrome-plated brass.
- Minimum and maximum working temperatures: 0°C, 110°C in absence of steam.
- Threads: ISO 228 (equivalent to DIN EN ISO 228 and BS EN ISO 228).

PROL136
Spacer



CODE	PACKING
PROL136	1/150

- Thread: 22x19Fx1".
- Length A: 37,5 mm.
- Suitable for art. 136 and 138 - 1/2" and 3/4".

BUILD-IN VALVES AND SUPPLY STOPS
346
Supply stop



SIZE	PRESSURE	CODE	PACKING
1/2" (DN 15)	8bar/116psi	3460012	10/140

- Available size 1/2"x1/2".
- Male thread.
- Body in chrome-plated brass.
- Cover plate in stainless steel.
- Minimum and maximum working temperatures: 0°C, 80°C.
- Threads: ISO 228 (equivalent to DIN EN ISO 228 and BS EN ISO 228).

348
Supply stop with nut and washer



SIZE	PRESSURE	CODE	PACKING
1/2" (DN 15)	8bar/116psi	3480012	10/140

- Available size 1/2"x mm.10.
- Male thread.
- Body in chrome-plated brass.
- Cover plate in stainless steel.
- Minimum and maximum working temperatures: 0°C, 80°C.
- Threads: ISO 228 (equivalent to DIN EN ISO 228 and BS EN ISO 228).

348SD
Supply stop without nut


SIZE	PRESSURE	CODE	PACKING
1/2" (DN 15)	8bar/116psi	3480012SD	10/140

- Available size 1/2"x 3/8".
- Male thread.
- Body in chrome-plated brass.
- Cover plate in stainless steel.
- Minimum and maximum working temperatures: 0°C, 80°C.
- Threads: ISO 228 (equivalent to DIN EN ISO 228 and BS EN ISO 228).

385
Ball supply stop with strainer



SIZE	PRESSURE	CODE	PACKING
1/2" (DN 15)	8bar/116psi	3850012	10/110

- Available size 1/2"x mm.10.
- Male thread.
- Body in chrome-plated brass.
- Metal handle.
- Cover plate in stainless steel.
- Built-in strainer in stainless steel.
- Minimum and maximum working temperatures: 0°C, 80°C.
- Threads: ISO 228 (equivalent to DIN EN ISO 228 and BS EN ISO 228).

386
Ball supply stop with articulated connection


SIZE	PRESSURE	CODE	PACKING
1/2" (DN 15)	8bar/116psi	3860012	10/110

- Available size 1/2"x mm.10.
- Male thread.
- Body in chrome-plated brass.
- Metal handle.
- Cover plate in stainless steel.
- Built-in strainer in stainless steel.
- Minimum and maximum working temperatures: 0°C, 80°C.
- Threads: ISO 228 (equivalent to DIN EN ISO 228 and BS EN ISO 228).

BUILD-IN VALVES AND SUPPLY STOPS
387
Supply stop and washing machine valve


SIZE	PRESSURE	CODE	PACKING
1/2" (DN 15)	8bar/116psi	3870012	1/38

- Male thread.
- Body in chrome-plated brass.
- Cover plate in stainless steel.
- Minimum and maximum working temperature: 0°C, 80°C.
- Threads: ISO 228 (equivalent to DIN EN ISO 228 and BS EN ISO 228).

906
Ball supply stop with strainer


SIZE	PRESSURE	CODE	PACKING
1/2" (DN 15)	8bar/116psi	9060012	10/90

- Available size 1/2"x mm.10.
- Male thread.
- Body in chrome-plated brass.
- Metal handle.
- Cover plate in stainless steel.
- Built-in strainer in stainless steel.
- Minimum and maximum working temperatures: 0°C, 80°C.
- Threads: ISO 228 (equivalent to DIN EN ISO 228 and BS EN ISO 228).

906SD
Ball supply stop with strainer without nut


SIZE	PRESSURE	CODE	PACKING
1/2" (DN 15)	8bar/116psi	9060012SD	10/90

- Available size 1/2"x 3/8".
- Male thread.
- Body in chrome-plated brass.
- Metal handle.
- Cover plate in stainless steel.
- Built-in strainer in stainless steel.
- Minimum and maximum working temperatures: 0°C, 80°C.
- Threads: ISO 228 (equivalent to DIN EN ISO 228 and BS EN ISO 228).


375
Toilet tank valve


SIZE	PRESSURE	CODE	PACKING
3/8" (DN 10)	16bar/232psi	3750038	12/108

- Male/female threads.
- Body in nickel-plated brass.
- Minimum and maximum working temperatures: 0°C, 80°C.
- Female thread ISO 228 (equivalent to DIN EN ISO 228 and BS EN ISO 228).
- Male thread W12x19.

285
Stainless steel rosette


SIZE	CODE	PACKING
1/2" (DN 15)	2850012	100/1500

WASHING MACHINE VALVES
220
Washing machine valve


SIZE	PRESSURE	CODE	PACKING
1/2" (DN 15)	8bar/116psi	2200012U	12/36

- Available size: 1/2"x3/4".
- Male thread for washing machine.
- Body in chrome-plated brass.
- Minimum and maximum working temperatures: 0°C, 80°C.
- Threads: ISO 228 (equivalent to DIN EN ISO 228 and BS EN ISO 228).

225
Horizontal washing machine valve, heavy pattern



SIZE	PRESSURE	CODE	PACKING
1/2" (DN 15)	16bar/232psi	2250012	12/96

- Available size: 1/2"x3/4".
- Male thread for washing machine.
- Body in chrome-plated brass.
- Minimum and maximum working temperatures: 0°C, 80°C.
- Threads: ISO 228 (equivalent to DIN EN ISO 228 and BS EN ISO 228).

226
Horizontal washing machine valve



SIZE	PRESSURE	CODE	PACKING
1/2" (DN 15)	16bar/232psi	2260012	12/108

- Available size: 1/2"x3/4".
- Male thread for washing machine.
- Body in chrome-plated brass.
- Minimum and maximum working temperatures: 0°C, 80°C.
- Threads: ISO 228 (equivalent to DIN EN ISO 228 and BS EN ISO 228).

228
Inclined washing machine valve


SIZE	PRESSURE	CODE	PACKING
1/2" (DN 15)	16bar/232psi	2280012	12/108

- Available size: 1/2"x3/4".
- Male thread for washing machine.
- Body in chrome-plated brass.
- Minimum and maximum working temperatures: 0°C, 80°C.
- Threads: ISO 228 (equivalent to DIN EN ISO 228 and BS EN ISO 228).

230
One-piece spacer for faucets



SIZE	PRESSURE	CODE	PACKING
3/4" (DN 20)	16bar/232psi	2300034C	6/66

- Available size 3/4"x3/4"x3/4".
- Male thread for washing machine.
- Body in chrome-plated brass.
- Minimum and maximum working temperatures: 0°C, 80°C.
- Threads: ISO 228 (equivalent to DIN EN ISO 228 and BS EN ISO 228).

240
Washing machine and dishwasher valve



SIZE	PRESSURE	CODE	PACKING
1/2" (DN 15)	16bar/232psi	2400012U	6/36

- Available size 1/2"x3/4"x3/4".
- Male thread for washing machine/dishwasher.
- Body in chrome-plated brass.
- Minimum and maximum working temperatures: 0°C, 80°C.
- Threads: ISO 228 (equivalent to DIN EN ISO 228 and BS EN ISO 228).

250
Washing machine valve


SIZE	PRESSURE	CODE	PACKING
1/2" (DN 15)	16bar/232psi	2500012	12/96

- Available size 1/2"x3/4".
- Male thread for washing machine.
- Body in chrome-plated brass.
- Minimum and maximum working temperatures: 0°C, 80°C.
- Threads: ISO 228 (equivalent to DIN EN ISO 228 and BS EN ISO 228).

255
3-way washing machine valve



SIZE	PRESSURE	CODE	PACKING
1/2" (DN 15)	16bar/232psi	2550012	10/90

- Available size 1/2"x3/4".
- Male thread for washing machine.
- Body in chrome-plated brass.
- Minimum and maximum working temperatures: 0°C, 80°C.
- Threads: ISO 228 (equivalent to DIN EN ISO 228 and BS EN ISO 228).

390
Drain trap for washing machines


SIZE	PRESSURE	CODE	PACKING
3/4" (DN 20)	16bar/232psi	3900034	6/42

- Body in chrome-plated brass.
- Cover plate in stainless steel.
- Spring: stainless steel.
- Minimum and maximum working temperatures: 0°C, 80°C.

391
Washing machine ball valve



SIZE	PRESSURE	CODE	PACKING
1/2" (DN 15)	16bar/232psi	3910012	12/144

- Metal handle.
- Available size: 1/2"x1/2".
- Male/male threads.
- Body in nickel-plated brass.
- Minimum and maximum working temperatures: 0°C, 110°C in absence of steam.
- Threads: ISO 228 (equivalent to DIN EN ISO 228 and BS EN ISO 228).

392
Washing machine ball valve



SIZE	PRESSURE	CODE	PACKING
1/2" (DN 15)	16bar/232psi	3920012	10/120

- Metal handle.
- Available size: 1/2"x3/4".
- Male/male threads.
- Body in nickel-plated brass.
- Minimum and maximum working temperatures: 0°C, 110°C in absence of steam.
- Threads: ISO 228 (equivalent to DIN EN ISO 228 and BS EN ISO 228).
- Available also with NPT thread.

488
Angle valve


SIZE	PRESSURE	CODE	PACKING
1/2" (DN 15)	16bar/232psi	4880012	10/140

- Available size: 1/2"x1/2".
- Male thread.
- Body in chrome-plated brass.
- Handle in chrome-plated ABS.
- Minimum and maximum working temperatures: 0°C, 80°C.
- Threads: ISO 228 (equivalent to DIN EN ISO 228 and BS EN ISO 228).

706
Washing machine ball valve


SIZE	PRESSURE	CODE	PACKING
1/2" (DN 15)	8bar/116psi	7060012	10/90

- Available size: 1/2"x3/4".
- Male/male threads.
- Body in chrome-plated brass.
- Metal handle.
- Cover plate in stainless steel.
- Minimum and maximum working temperatures: 0°C, 80°C.
- Threads: ISO 228 (equivalent to DIN EN ISO 228 and BS EN ISO 228).

POLYPHOSPHATE PROPORTIONAL DOSER, MAGNETIC DIRT SEPARATOR, AUTOMATIC FILLING UNIT, PRESSURE REDUCING VALVES AND STRAINERS



Polyphosphate proportional doser

72-73



Magnetic dirt separator

74-77



Automatic filling unit

78-79



Pressure reducing valves

80-82



Y strainers

84-86



Self-cleaning strainer

87



DOSER

POLYPHOSPHATE PROPORTIONAL DOSER

The polyphosphate proportional dosing unit, produced by Itap, is used for descaling treatments in domestic hot water production systems. For correct installation, it must be placed on the cold water pipe entering the boiler and, in general, entering heat generators (boilers and water-heaters). It can also be installed on pipes entering washing machines and dishwashers.



- ✔ INTEGRATED BY-PASS
- ✔ INTEGRATED AIR-VENT VALVE
- ✔ SUITABLE FOR HORIZONTAL AND VERTICAL PIPES INSTALLATION
- ✔ EASY REFILLING
- ✔ REDUCED OVERALL DIMENSIONS


PROTECTED AGAINST BUILDUP OF LIMESCALE



- ✔ LONGER LIFE OF THE SYSTEM
- ✔ SAVINGS ON ENERGY BILLS
- ✔ IMPROVED BOILER PERFORMANCE

I-Doser

Materials



187

Polyphosphate proportional doser I-DOSER



MISURA	PRESSIONE	CODICE	IMBALLO
1/2"x1/2"	8bar/116psi	1870012	1/11

- ✔ **POLYPHOSPHATE PROPORTIONAL DOSER**
The polyphosphate proportional dosing unit, produced by Itap, is used for descaling treatments in domestic hot water production systems. For correct installation, it must be placed on the cold water pipe entering the boiler and, in general, entering heat generators (boilers and water-heaters). It can also be installed on pipes entering washing machines and dishwashers.
- ✔ Available size: 1/2"x1/2".
Compatible fluids: water.
Maximum flow rate: 1.5 m³/h.
Maximum pressure: 8 bar.
Water temperature: 5 – 30°C.
Threaded fitting: brass CW617N.
Transparent cup: SAN.
Bellows: VMQ.
O-ring: EPDM.
- ✔ 1 refill included.

187CA

I-DOSER polyphosphate solid refill



CODE	PACKING
187CA	4/88

MAGR

MAGNETIC COMPACT DIRT SEPARATOR

Dirt separators are by now common components in Euroapen installations; ITAP introduces today iMAG, after accurate market studies and projects that guarantee the best features:

- right dimension for installations in small spaces, perfect for under-boiler;
- stainless steel strainer (800µm), perfect to stop the larger impurities;
- suitable for vertical and horizontal installations, with the best filtration guaranteed;
- integrated drain valve for an easy and fast maintenance;
- strong magnet (12.000G) with large contact surface to stop every iron particle and easy-to remove to avoid disassembling before cleaning;
- large debris collection capacity to guarantee the water slowing in order to stop all impurities.



- LARGE MAGNETIC SURFACE
- LARGE DEBRIS COLLECTION CAPACITY
- INTEGRATED DRAIN COCK
- OPTIMAL FILTRATION IN EVERY INSTALLATION POSITION

FLOWS



CLEANING AND MAINTENANCE

ORDINARY MAINTENANCE



Closing the shut-off valve. Removing the magnet (turn it 90 clockwise). Opening the drain valve.

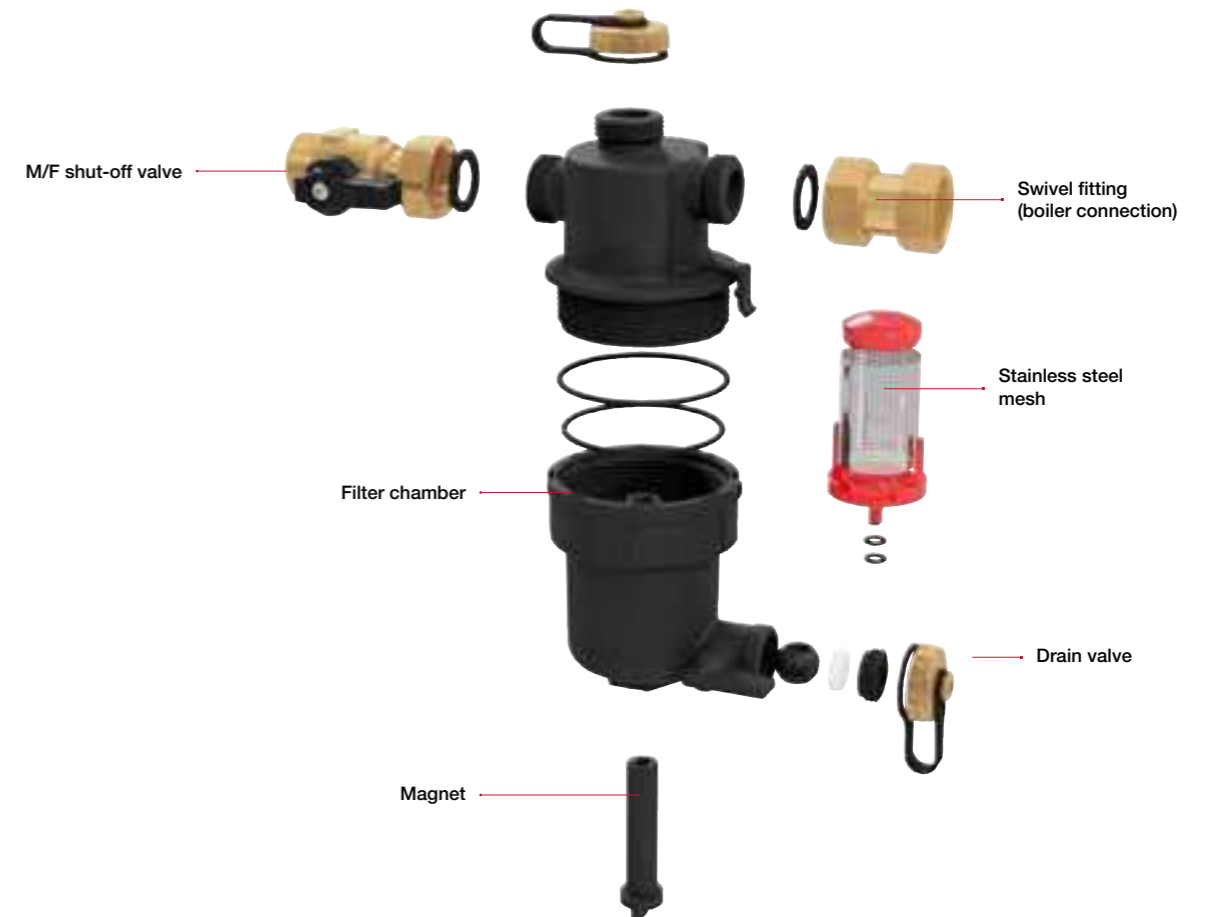
ANNUAL MAINTENANCE



Closing the shut-off valve. Removing the magnet (turn it 90 clockwise). Unscrew the filter chamber

I-Mag

Materials



188

Magnetic compact dirt separator I-MAG

SIZE	PRESSURE	CODE	PACKING
3/4"	3bar/43,5psi	1880034	1/11

- **MAGNETIC COMPACT DIRT SEPARATOR**
Dirt separators are by now common components in Euroapen installations; ITAP introduces today iMAG, after accurate market studies and projects that guarantee the best features:
 - right dimension for installations in small spaces, perfect for under-boiler;
 - stainless steel strainer (800µm), perfect to stop the larger impurities;
 - suitable for vertical and horizontal installations, with the best filtration guaranteed;
 - integrated drain valve for an easy and fast maintenance;
- **Polymer body.**
Stainless steel AISI 304 cartridge
Neodymium magnet: 12000 G.
Maximum working pressure: 3 bar.
Maximum working temperature: 90°C.
Equipped with adjusting female fitting and ball valve with swiveling nut.
Threads: ISO 228 (equivalent to DIN EN ISO 228 and BS EN ISO 228).



MAG-XLR


MULTIFUNCTION MAGNETIC DIRT SEPARATOR



MOUNTING POSITIONS



CLEANING AND MAINTENANCE




188SR

Magnetic dirt separator I-MAG XL



SIZE	PRESSURE	CODE	PACKING
1"	3bar/43,5psi	1880100SR	1/2

- MULTIFUNCTION MAGNETIC DIRT SEPARATOR
 - VORTEX ACTION
 - MAGNETIC ACTION
 - STRAINER ACTION
- Polymer body.
Stainless steel AISI 304 cartridge
Neodymium magnet: 14000 G.
Maximum working pressure: 3 bar.
Maximum working temperature: 90°C.
Threads body: ISO 228 (equivalent to DIN EN ISO 228 and BS EN ISO 228);




188S

Magnetic dirt separator I-MAG XL



SIZE	PRESSURE	CODE	PACKING
3/4"	3bar/43,5psi	1880034S	1/2
1"	3bar/43,5psi	1880100S	1/2

- MULTIFUNCTION MAGNETIC DIRT SEPARATOR
 - VORTEX ACTION
 - MAGNETIC ACTION
 - STRAINER ACTION
- Polymer body.
Stainless steel AISI 304 cartridge
Neodymium magnet: 14000 G.
Maximum working pressure: 3 bar.
Maximum working temperature: 90°C.
Threads body: ISO 228 (equivalent to DIN EN ISO 228 and BS EN ISO 228);
Threads ball valve:
female connection (swiveling nut): ISO 228 (equivalent to DIN EN ISO 228 and BS EN ISO 228);
female connection (pipeline): ISO 7/1 Rp parallel (equivalent to DIN EN 10226-1 and BS EN 10226-1).



COP188S

Insulation shells for magnetic dirt separator IMAG-XL

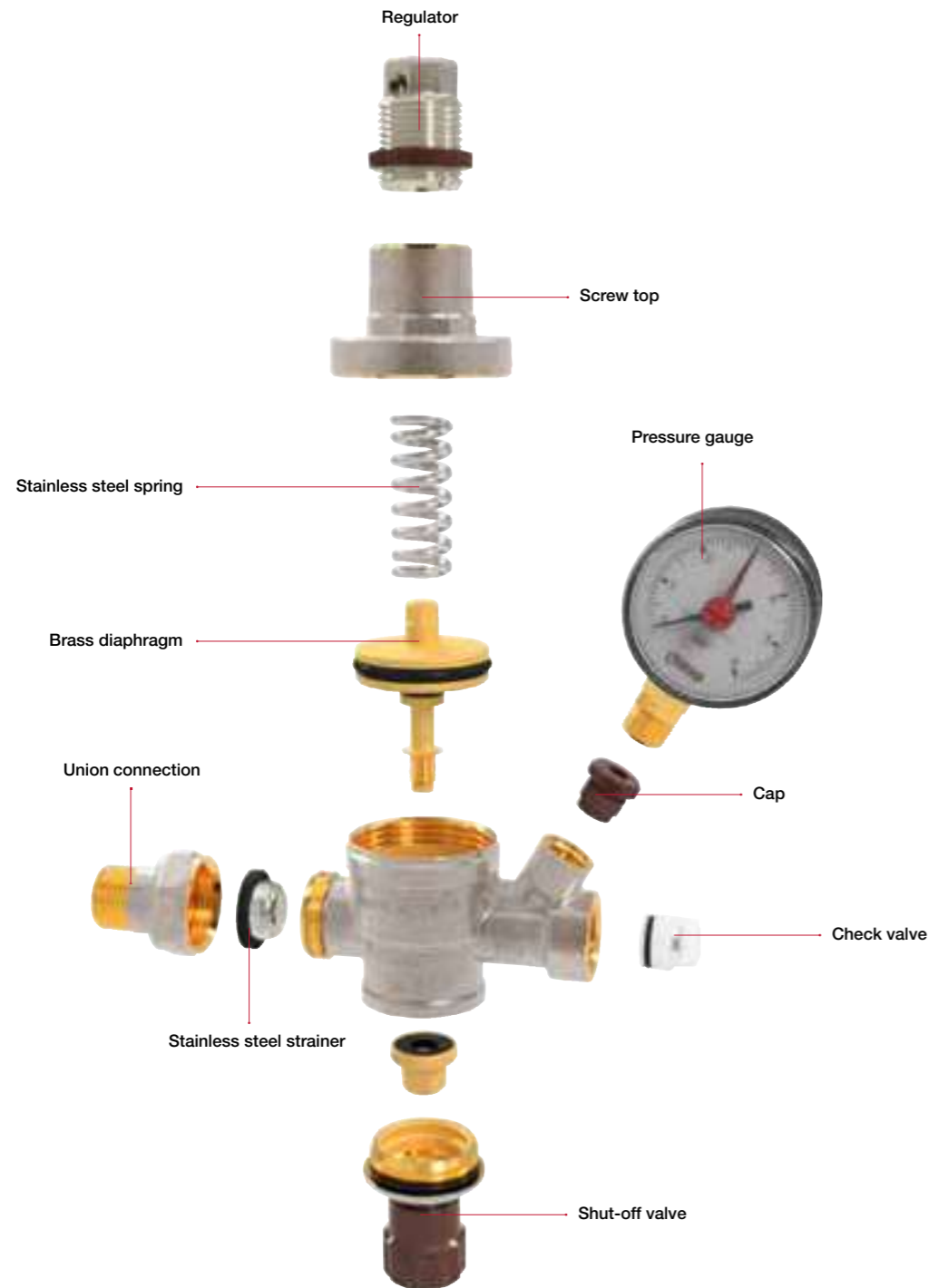


CODE	PACKING
COP188S	1/3

- Insulation shells made of polymer.

AUTOMATIC FILLING UNIT

It is installed to maintain the heating system pressure stable at a set value.



- SHUT-OFF VALVE
- STAINLESS STEEL STRAINER
- CHECK VALVE

146

Automatic filling unit



SIZE	PRESSURE	CODE	PACKING
1/2" (DN 15)	16bar/232psi	1460012	1/12
1/2" (DN 15)	16bar/232psi	1460012SM	1/22

- AUTOMATIC FILLING UNIT**
IT IS INSTALLED TO MAINTAIN THE HEATING SYSTEM PRESSURE STABLE AT A SET VALUE, AUTOMATICALLY TOPPING UP WITH WATER, AS REQUIRED
- Equipped with shut-off valve, stainless steel filter and check valve.
Piston operation.
Body in brass.
Minimum and maximum working temperature: 0°C, 80°C.
Maximum inlet pressure: 16 bar.
Outlet pressure can be adjusted between 0,5 and 4 bar
Factory preset: 1,5 bar.
Pressure gauge threaded connection 1/4".
Pressure gauge: scale (0-6) bar.
Threads: ISO 228 (equivalent to DIN EN ISO 228 and BS EN ISO 228).


143

EUROPRESS pressure reducing valve



SIZE	PRESSURE	CODE	PACKING
1/2" (DN 15)	25bar/362.5psi	1430012	1/22
3/4" (DN 20)	25bar/362.5psi	1430034	1/22
1" (DN 25)	25bar/362.5psi	1430100	1/12
1"1/4 (DN 32)	25bar/362.5psi	1430114	1/6
1"1/2 (DN 40)	25bar/362.5psi	1430112	1/6
2" (DN 50)	25bar/362.5psi	1430200	1/3
2"1/2 (DN 65)	25bar/362.5psi	1430212	1/2
3" (DN 80)	25bar/362.5psi	1430300	1/2
4" (DN 100)	25bar/362.5psi	1430400	1/2

- Compensated piston operation.
Female/female threads.
Body in nickel-plated brass.
Minimum and maximum working temperatures: 0°C, 80°C.
Maximum inlet pressure: 25 bar.
Outlet pressure:
1/2" - 3/4" - 1" between 1 and 5,5 bar.
1"1/4 through 4" between 1 and 6 bar.
Factory preadjustment 3 bar.
Outlet pressure gauge connection 1/4" on both sides.
Threads: ISO 228 (equivalent to DIN EN ISO 228 and BS EN ISO 228).
- Available also with NPT thread in the sizes 2"1/2 - 3" - 4".
NF approved in 1/2 "and 3/4" sizes.
KC approved in sizes from 1/2" to 4".



243

EUROPRESS pressure reducing valve dezincification resistant brass



SIZE	PRESSURE	CODE	PACKING
1/2" (DN 15)	25bar/362.5psi	2430012	1/22
3/4" (DN 20)	25bar/362.5psi	2430034	1/22
1" (DN 25)	25bar/362.5psi	2430100	1/11
1"1/4 (DN 32)	25bar/362.5psi	2430114	1/6
1"1/2 (DN 40)	25bar/362.5psi	2430112	1/6
2" (DN 50)	25bar/362.5psi	2430200	1/3

- Compensated piston operation.
Female/female threads.
Body in antidezincification brass.
Minimum and maximum working temperatures: 0°C, 80°C.
Maximum inlet pressure: 25 bar.
Outlet pressure:
1/2" - 3/4" - 1" between 1 and 5,5 bar.
1"1/4 through 2" between 1 and 6 bar.
Factory preadjustment 4 bar.
Outlet pressure gauge connection 1/4" on both sides.
Threads: ISO 228 (equivalent to DIN EN ISO 228 and BS EN ISO 228).
- Watermark and WRAS approved in 1/2 ", 3/4" and 1 "sizes.
WRAS approved to 16 bar.



Europress

Installation of pressure reducing valves

Suitable for domestic water services, heating and air-conditioning plants, compressed air systems. It can be installed in any position: vertical, horizontal, oblique.

For a right installation, we suggest to use just one pressure reducing valve for pressure inlet values up to 16 bar. If inlet pressure values are higher we suggest to use two pressure reducing valves in series.

A strainer should be installed before the pressure reducing valve. (Please see the following charts). IN CASE OF NOT COMPLIANCE WITH SUCH INSTALLATION, OUR COMPANY WILL NOT BE RESPONSABLE OF ANY DAMAGES TO OUR PRESSURE REDUCING VALVES.

Installation art.192 or 193 + art.515 + art.143



Installation art.192 or 193 + art.143MM



installation art.192 or 193 + art.515 + art.243



143MM

EUROPRESS pressure reducing valve with union connection



SIZE	PRESSURE	CODE	PACKING
1/2" (DN 15)	25bar/362.5psi	1430012MM	1/22
3/4" (DN 20)	25bar/362.5psi	1430034MM	1/22
1" (DN 25)	25bar/362.5psi	1430100MM	1/12
1"1/4 (DN 32)	25bar/362.5psi	1430114MM	1/6
1"1/2 (DN 40)	25bar/362.5psi	1430112MM	1/6
2" (DN 50)	25bar/362.5psi	1430200MM	1/3

- Compensated piston operation.
Union connections.
Body in nickel-plated brass.
Minimum and maximum working temperatures: 0°C, 80°C.
Maximum inlet pressure: 25 bar.
Outlet pressure:
1/2" - 3/4" - 1" between 1 and 5,5 bar.
1"1/4 through 2" between 1 and 6 bar.
Factory preadjustment 3 bar.
Outlet pressure gauge connection 1/4" on both sides.
Threads: ISO 228 (equivalent to DIN EN ISO 228 and BS EN ISO 228).
- Multithread model available in 1/2" size.
NF approved in 1/2 "and 3/4" sizes.



PRESSURE REDUCING VALVES

360

MINIPRESS pressure reducing valve



SIZE	PRESSURE	CODE	PACKING
1/2" (DN 15)	15bar/217.5psi	3600012	4/60
3/4" (DN 20)	15bar/217.5psi	3600034	4/60

- Compensated piston operation.
Female/female threads.
Body in nickel-plated brass.
Minimum and maximum working temperatures: 0°C, 80°C.
Maximum inlet pressure: 15 bar.
Outlet pressure can be adjusted between 1 and 4 bar.
Factory preadjustment 3 bar.
Threads: ISO 228 (equivalent to DIN EN ISO 228 and BS EN ISO 228).


361

MINIPRESS pressure reducing valve with pressure gauge connection



SIZE	PRESSURE	CODE	PACKING
1/2" (DN 15)	15bar/217.5psi	3610012	4/60
3/4" (DN 20)	15bar/217.5psi	3610034	4/60

- Compensated piston operation.
Female/female threads.
Body in nickel-plated brass.
Minimum and maximum working temperatures: 0°C, 80°C.
Maximum inlet pressure: 15 bar.
Outlet pressure can be adjusted between 1 and 4 bar.
Factory preadjustment 3 bar.
Outlet pressure gauge connection 1/4".
Threads: ISO 228 (equivalent to DIN EN ISO 228 and BS EN ISO 228).



Minipress


Installation of pressure reducing valves

A strainer should be installed before the pressure reducing valve. (Please see the following charts). IN CASE OF NOT COMPLIANCE WITH SUCH INSTALLATION, OUR COMPANY WILL NOT BE RESPONSABLE OF ANY DAMAGES TO OUR PRESSURE REDUCING VALVES.

Installation art.192 or 193 + art.515 + art.360

Installation art.192 or 193 + art.515 + art.361



STRAINERS
STRAINERS
192
Y strainer


SIZE	PRESSURE	CODE	PACKING
1/4" (DN 8)	20bar/290psi	1920014	20/160
3/8" (DN 10)	20bar/290psi	1920038	20/160
1/2" (DN 15)	20bar/290psi	1920012	20/160
3/4" (DN 20)	20bar/290psi	1920034	10/80
1" (DN 25)	20bar/290psi	1920100	8/64
1"1/4 (DN 32)	20bar/290psi	1920114	5/30
1"1/2 (DN 40)	20bar/290psi	1920112	2/18
2" (DN 50)	20bar/290psi	1920200	2/10
2"1/2 (DN 65)	16bar/232psi	1920212	1/7
3" (DN 80)	16bar/232psi	1920300	1/6
4" (DN 100)	16bar/232psi	1920400	1/2

- ☑ Suitable for domestic water services, heating and air-conditioning plants, compressed air systems.
- ☑ Female/female threads and inspection plug.
Body in brass.
Minimum and maximum working temperatures: -20°C, 110°C in absence of steam.
Threads: ISO 228 (equivalent to DIN EN ISO 228 and BS EN ISO 228).
Filtration degree: 1/4" through 2": 500µm; 2"1/2 through 4": 800µm
- ☑ KC approved in sizes from 1/2" to 4".

192CA
Cartridge for Y strainer 192


SIZE	CODE	PACKING	STRAINER
1/4" (DN 8)	192CA014	1/0	1/4"
1/4" (DN 8)	192CA014	1/0	3/8"
1/4" (DN 8)	192CA014	1/0	1/2"
3/4" (DN 20)	192CA034	1/0	3/4"
1" (DN 25)	192CA100	1/0	1"
1"1/4 (DN 32)	192CA114	1/0	1"1/4"
1"1/2 (DN 40)	192CA112	1/0	1"1/2"
2" (DN 50)	192CA200	1/0	2"
2"1/2 (DN 65)	192CA212	1/0	2"1/2"
3" (DN 80)	192CA300	1/0	3"
4" (DN 100)	192CA400	1/0	4"

- ☑ Filtration degree:
- 1/4" through 2" 500µm;
- 2"1/2, 3", 4" 800µm.

192
Y strainer


SIZE	PRESSURE	CODE	PACKING
1/4" (DN 8)	20bar/290psi	1920014A	20/160
3/8" (DN 10)	20bar/290psi	1920038A	20/160
1/2" (DN 15)	20bar/290psi	1920012A	20/160
3/4" (DN 20)	20bar/290psi	1920034A	10/80
1" (DN 25)	20bar/290psi	1920100A	8/64
1"1/4 (DN 32)	20bar/290psi	1920114A	5/30
1"1/2 (DN 40)	20bar/290psi	1920112A	2/18
2" (DN 50)	20bar/290psi	1920200A	2/10

- ☑ Suitable for domestic water services, heating and air-conditioning plants, compressed air systems.
- ☑ Female/female threads and inspection plug.
Body in brass.
Minimum and maximum working temperatures: -20°C, 110°C in absence of steam.
Threads: ISO 228 (equivalent to DIN EN ISO 228 and BS EN ISO 228).
Filtration degree: 1/4" through 2" 200µm
- ☑ KC approved in sizes from 1/2" to 4".

192CA
Cartridge for Y strainer 192


SIZE	CODE	PACKING	STRAINER
1/4" (DN 8)	192CA014A	1/0	1/4"
1/4" (DN 8)	192CA014A	1/0	3/8"
1/4" (DN 8)	192CA014A	1/0	1/2"
3/4" (DN 20)	192CA034A	1/0	3/4"
1" (DN 25)	192CA100A	1/0	1"
1"1/4 (DN 32)	192CA114A	1/0	1"1/4"
1"1/2 (DN 40)	192CA112A	1/0	1"1/2"
2" (DN 50)	192CA200A	1/0	2"

- ☑ Filtration degree: 1/4" through 2" 200µm

193
Nickel-plated Y strainer



SIZE	PRESSURE	CODE	PACKING
1/4" (DN 8)	20bar/290psi	1930014	20/160
3/8" (DN 10)	20bar/290psi	1930038	20/160
1/2" (DN 15)	20bar/290psi	1930012	20/160
3/4" (DN 20)	20bar/290psi	1930034	10/80
1" (DN 25)	20bar/290psi	1930100	8/64
1"1/4 (DN 32)	20bar/290psi	1930114	5/30
1"1/2 (DN 40)	20bar/290psi	1930112	2/18
2" (DN 50)	20bar/290psi	1930200	2/10

- ☑ Suitable for domestic water services, heating and air-conditioning plants, compressed air systems.
- ☑ Female/female threads and inspection plug.
Body in nickel-plated brass.
Minimum and maximum working temperatures: -20°C, 110°C in absence of steam.
Threads: ISO 228 (equivalent to DIN EN ISO 228 and BS EN ISO 228).
Filtration degree: 500µm.

192CA
Cartridge for Y strainer 193


SIZE	CODE	PACKING	STRAINER
1/4" (DN 8)	192CA014	1/0	1/4"
1/4" (DN 8)	192CA014	1/0	3/8"
1/4" (DN 8)	192CA014	1/0	1/2"
3/4" (DN 20)	192CA034	1/0	3/4"
1" (DN 25)	192CA100	1/0	1"
1"1/4 (DN 32)	192CA114	1/0	1"1/4"
1"1/2 (DN 40)	192CA112	1/0	1"1/2"
2" (DN 50)	192CA200	1/0	2"

- ☑ Filtration degree: 500µm.

STRAINERS
STRAINERS
193
Nickel-plated Y strainer



SIZE	PRESSURE	CODE	PACKING
1/4" (DN 8)	20bar/290psi	1930014G	20/160
3/8" (DN 10)	20bar/290psi	1930038G	20/160
1/2" (DN 15)	20bar/290psi	1930012G	20/160
3/4" (DN 20)	20bar/290psi	1930034G	10/80
1" (DN 25)	20bar/290psi	1930100G	8/64
1 1/4" (DN 32)	20bar/290psi	1930114G	5/30
1 1/2" (DN 40)	20bar/290psi	1930112G	2/18
2" (DN 50)	20bar/290psi	1930200G	2/10

- ☑ Suitable for domestic water services, heating and air-conditioning plants, compressed air systems.
- ☑ Female/female threads and inspection plug.
Body in nickel-plated brass.
Minimum and maximum working temperatures: -20°C, 110°C in absence of steam.
Threads: ISO 228 (equivalent to DIN EN ISO 228 and BS EN ISO 228).
Filtration degree: 300µm.

192CA
Cartridge for Y strainer 193


SIZE	CODE	PACKING	STRAINER
1/4" (DN 8)	192CA014G	1/0	1/4"
1/4" (DN 8)	192CA014G	1/0	3/8"
1/4" (DN 8)	192CA014G	1/0	1/2"
3/4" (DN 20)	192CA034G	1/0	3/4"
1" (DN 25)	192CA100G	1/0	1"
1 1/4" (DN 32)	192CA114G	1/0	1 1/4"
1 1/2" (DN 40)	192CA112G	1/0	1 1/2"
2" (DN 50)	192CA200G	1/0	2"

- ☑ Filtration degree: 300µm.

193
Nickel-plated Y strainer


SIZE	PRESSURE	CODE	PACKING
1/4" (DN 8)	20bar/290psi	1930014GAS	20/160
3/8" (DN 10)	20bar/290psi	1930038GAS	20/160
1/2" (DN 15)	20bar/290psi	1930012GAS	20/160
3/4" (DN 20)	20bar/290psi	1930034GAS	10/80
1" (DN 25)	20bar/290psi	1930100GAS	8/64
1 1/4" (DN 32)	20bar/290psi	1930114GAS	5/30
1 1/2" (DN 40)	20bar/290psi	1930112GAS	2/18
2" (DN 50)	20bar/290psi	1930200GAS	2/10

- ☑ Suitable for domestic water services, heating and air-conditioning plants, compressed air systems.
- ☑ Female/female threads and inspection plug.
Body in nickel-plated brass.
Minimum and maximum working temperatures: -20°C, 110°C in absence of steam.
Threads: ISO 228 (equivalent to DIN EN ISO 228 and BS EN ISO 228).
Filtration degree: 50µm.

192CA
Cartridge for Y strainer 193


SIZE	CODE	PACKING	STRAINER
1/4" (DN 8)	192CA014GAS	1/0	1/4"
1/4" (DN 8)	192CA014GAS	1/0	3/8"
1/4" (DN 8)	192CA014GAS	1/0	1/2"
3/4" (DN 20)	192CA034GAS	1/0	3/4"
1" (DN 25)	192CA100GAS	1/0	1"
1 1/4" (DN 32)	192CA114GAS	1/0	1 1/4"
1 1/2" (DN 40)	192CA112GAS	1/0	1 1/2"
2" (DN 50)	192CA200GAS	1/0	2"

- ☑ Filtration degree: 50µm.

189
Self-cleaning strainer


SIZE	PRESSURE	CODE	PACKING
1/2" (DN 15)	16bar/232psi	1890012	1/6
3/4" (DN 20)	16bar/232psi	1890034	1/6
1" (DN 25)	16bar/232psi	1890100	1/4
1 1/4" (DN 32)	16bar/232psi	1890114	1/4
1 1/2" (DN 40)	16bar/232psi	1890112	1/4
2" (DN 50)	16bar/232psi	1890200	1/4














- ☑ Suitable for domestic water services, heating and air-conditioning plants, compressed air systems.
Supplied with an extractable straining cartridge, double pressure gauge and hose cock to dump the impurities.
- ☑ Body in nickel-plated brass.
Minimum and maximum working temperatures: 0°C, 100°C in absence of steam.
Threads: ISO 228 (equivalent to DIN EN ISO 228 and BS EN ISO 228).
Filtration degree: 300µm.

189CA
Cartridge for self-cleaning strainer


SIZE	CODE	PACKING
1/2" (DN 15)	189CA012	1/0
3/4" (DN 20)	189CA034	1/0
1" (DN 25)	189CA100	1/0
1 1/4" (DN 32)	189CA114	1/0
1 1/2" (DN 40)	189CA112	1/0
2" (DN 50)	189CA200	1/0

- ☑ Filtration degree: 300µm.


HEATING

	Straight and angle convertible valves and lockshields	90-93
	Thermostatic control heads	94-95
	Manual valves and lockshields	96-99
	Two-pipe valves for panel radiators	100
	Zone ball valves and electric actuators	101-103
	Brass distribution manifolds	104-105
	Stainless steel manifolds	106-117
	Brass manifolds	118-127
	Set point regulating unit	128-129
	Accessories for manifolds	130-140
	Air vent and safety valves	141-145
	Distribution units and manifolds for central heating plants	146-147
	Thermostats and chronothermostats	148-149
	Manifolds positioning schemes	150-156
	Set point regulating unit positioning schemes	157

CONVERTIBLE VALVES AND LOCKSHIELDS
894V
Straight convertible valve with handle, female thread



SIZE	PRESSURE	CODE	PACKING
3/8" (DN 10)	10bar/145psi	8940038V	4/60
1/2" (DN 15)	10bar/145psi	8940012V	4/60

- Body in nickel-plated brass.
Maximum working temperature: 110°C.
Threads: ISO 228 (equivalent to DIN EN ISO 228 and BS EN ISO 228).
- Suitable for thermostatic control heads art. 891, art. 891R, art. 891SD.


894C
Straight convertible valve with cap, female thread


SIZE	PRESSURE	CODE	PACKING
3/8" (DN 10)	10bar/145psi	8940038C	4/88
1/2" (DN 15)	10bar/145psi	8940012C	4/88

- Body in nickel-plated brass.
Maximum working temperature: 110°C.
Threads: ISO 228 (equivalent to DIN EN ISO 228 and BS EN ISO 228).
- Suitable for thermostatic control heads art. 891, art. 891R, art. 891SD.


296S
Straight lockshield, female thread


SIZE	PRESSURE	CODE	PACKING
3/8" (DN 10)	10bar/145psi	2960038S	12/168
1/2" (DN 15)	10bar/145psi	2960012S	12/144
3/4" (DN 20)	10bar/145psi	2960034S	10/70

- Body in nickel-plated brass.
Maximum working temperature: 110°C.
Threads: ISO 228 (equivalent to DIN EN ISO 228 and BS EN ISO 228).



- To be used with iron piping or, together with an Itap-Fit connector (art. 618 pg.170), with copper, crosslinked polyethylene (PEX) or polybutylene.


618

- In the case of use with PEX or polybutylene it is also requested the use of the liner art. 655 (pg. 170).


655
CONVERTIBLE VALVES AND LOCKSHIELDS
895V
Straight convertible valve with handle, male thread



SIZE	PRESSURE	CODE	PACKING
3/8" (DN 10)	10bar/145psi	8950038V	4/60
1/2" (DN 15)	10bar/145psi	8950012V	4/60

- Body in nickel-plated brass.
Maximum working temperature: 110°C.
Threads: ISO 228 (equivalent to DIN EN ISO 228 and BS EN ISO 228).
- Suitable for thermostatic control heads art. 891, art. 891R, art. 891SD.


895C
Straight convertible valve with cap, male thread


SIZE	PRESSURE	CODE	PACKING
3/8" (DN 10)	10bar/145psi	8950038C	4/88
1/2" (DN 15)	10bar/145psi	8950012C	4/88

- Body in nickel-plated brass.
Maximum working temperature: 110°C.
Threads: ISO 228 (equivalent to DIN EN ISO 228 and BS EN ISO 228).
- Suitable for thermostatic control heads art. 891, art. 891R, art. 891SD.


297S
Straight lockshield, male thread


SIZE	PRESSURE	CODE	PACKING
3/8" (DN 10)	10bar/145psi	2970038S	12/144
1/2" (DN 15)	10bar/145psi	2970012S	12/132

- Body in nickel-plated brass.
Maximum working temperature: 110°C.
Threads: ISO 228 (equivalent to DIN EN ISO 228 and BS EN ISO 228).



- To be used with multilayer, PEX or polybutylene piping, together with 595M or 510 Multi-Fit connectors (pg.162).


595M

510

- Suitable also for copper piping, together with a compression fitting art. 595 (pg.173).


595

The male thread "G" is equipped with a conical seat and inner diameter mm.16.

CONVERTIBLE VALVES AND LOCKSHIELDS
994V
Angle convertible valve with handle, female thread


SIZE	PRESSURE	CODE	PACKING
3/8" (DN 10)	10bar/145psi	9940038V	4/60
1/2" (DN 15)	10bar/145psi	9940012V	4/60

- Body in nickel-plated brass.
Maximum working temperature: 110°C.
Threads: ISO 228 (equivalent to DIN EN ISO 228 and BS EN ISO 228).
- Suitable for thermostatic control heads art. 891, art. 891R, art. 891SD.

994C
Angle convertible valve with cap, female thread


SIZE	PRESSURE	CODE	PACKING
3/8" (DN 10)	10bar/145psi	9940038C	4/88
1/2" (DN 15)	10bar/145psi	9940012C	4/88

- Body in nickel-plated brass.
Maximum working temperature: 110°C.
Threads: ISO 228 (equivalent to DIN EN ISO 228 and BS EN ISO 228).
- Suitable for thermostatic control heads art. 891, art. 891R, art. 891SD.

396S
Angle lockshield, female thread


SIZE	PRESSURE	CODE	PACKING
3/8" (DN 10)	10bar/145psi	3960038S	12/180
1/2" (DN 15)	10bar/145psi	3960012S	12/144
3/4" (DN 20)	10bar/145psi	3960034S	10/80

- Body in nickel-plated brass.
Maximum working temperature: 110°C.
Threads: ISO 228 (equivalent to DIN EN ISO 228 and BS EN ISO 228).

- To be used with iron piping or, together with an Itap-Fit connector (art. 618 pg.170), with copper, crosslinked polyethylene (PEX) or polybutylene.


618

- In the case of use with PEX or polybutylene it is also requested the use of the liner art. 655 (pg. 170).


655
CONVERTIBLE VALVES AND LOCKSHIELDS
995V
Angle convertible valve with handle, male thread



SIZE	PRESSURE	CODE	PACKING
3/8" (DN 10)	10bar/145psi	9950038V	4/60
1/2" (DN 15)	10bar/145psi	9950012V	4/60

- Body in nickel-plated brass.
Maximum working temperature: 110°C.
Threads: ISO 228 (equivalent to DIN EN ISO 228 and BS EN ISO 228).
- Suitable for thermostatic control heads art. 891, art. 891R, art. 891SD.

995C
Angle convertible valve with cap, male thread


SIZE	PRESSURE	CODE	PACKING
3/8" (DN 10)	10bar/145psi	9950038C	4/88
1/2" (DN 15)	10bar/145psi	9950012C	4/88

- Body in nickel-plated brass.
Maximum working temperature: 110°C.
Threads: ISO 228 (equivalent to DIN EN ISO 228 and BS EN ISO 228).
- Suitable for thermostatic control heads art. 891, art. 891R, art. 891SD.

397S
Angle lockshield, male thread


SIZE	PRESSURE	CODE	PACKING
3/8" (DN 10)	10bar/145psi	3970038S	12/180
1/2" (DN 15)	10bar/145psi	3970012S	12/144

- Body in nickel-plated brass.
Maximum working temperature: 110°C.
Threads: ISO 228 (equivalent to DIN EN ISO 228 and BS EN ISO 228).

- To be used with multilayer, PEX or polybutylene piping, together with 595M or 510 Multi-Fit connectors (pg.162).



595M

510

- Suitable also for copper piping, together with a compression fitting art. 595 (pg.173).



595

The male thread "G" is equipped with a conical seat and inner diameter mm.16.

891
Thermostatic control head with oil-filled element


CODE	PACKING
891	1/84

- Scale values: * to 5.
- Adjustable temperature range: 6,5°C, 28°C.
- Antifreeze position set: 6,5°C.
- Device to restrict or lock temperature setting included.
- Hysteresis: 0,5K.
- Water temperature effect (W): 0,75K.
- Response time: (Z): 30min.
- Maximum differential pressure: 1,5 bar.

891SD
Thermostatic control head with remote sensor


CODE	PACKING
891SD	1/18

- Scale values: * to 5.
- Adjustable temperature range: 6,5°C, 28°C.
- Antifreeze position set: 6,5°C.
- Device to restrict or lock temperature setting included.
- Hysteresis: 0,5K.
- Maximum differential pressure: 1,5 bar.
- Length of the capillary pipe: m. 2.

891GA
Tamper-proof cap for thermostatic control heads


CODE	PACKING
891GA	75/300


- Available for thermostatic control heads art. 891 and art. 891SD.

891R
Thermostatic control head with oil-filled element


CODE	PACKING
891R	1/62

- Scale values: 0 to 5.
- Adjustable temperature range: 0°C, 28°C.
- Antifreeze position set: 5 °C.
- Device to restrict or lock temperature setting included.
- Hysteresis: 0,80K.
- Water temperature effect (W): 0,80K.
- Response time: (Z): 30min.
- Maximum differential pressure: 1,5 bar.
- Energy efficiency class: A.

Thermostatic control head

Thermostatic control head installation


Convertible valves can be coupled to thermostatic control heads by a simple operation. This conversion into thermostatic valve can be implemented even in a working installation.

1. Remove the handle.



2. Rotate the thermostatic control head to full open (position 5).



3. Draw the control head close to the valve keeping the reference index fully visible, then manually screw the nickel-plated ring all the way to the blocking point. Do not position the control head vertically.



THE THERMOSTATIC VALVE ALLOWS TO GET A CONSTANTLY IDEAL TEMPERATURE IN THE DIFFERENT ROOMS WITH ENERGY SAVINGS UP TO 20%

The thermostatic valve for radiators is the simplest device of automatic control of the ambient temperature. When the temperature exceeds the desired level, the sensitive element dilates and it produces the shutting or the appropriate reduction of the hot water flow, therefore lowering the heat supplied by the radiator. When the ambient temperature decreases, the sensitive element will contract, causing the hot water flow to increase and therefore the radiator increases its heat.

	1	2	3	4	5
6,5°C Min	12°C	16°C	20°C	24°C	28°C Max

MANUAL VALVES AND LOCKSHIELDS
294
Straight manual valve


SIZE	PRESSURE	CODE	PACKING
1/2" (DN 15)	10bar/145psi	2940012	12/72
3/4" (DN 20)	10bar/145psi	2940034	8/56

- Body in nickel-plated brass.
Maximum working temperature: 110°C.
Threads: ISO 228 (equivalent to DIN EN ISO 228 and BS EN ISO 228).

296
Straight lockshield


SIZE	PRESSURE	CODE	PACKING
1/2" (DN 15)	10bar/145psi	2960012	12/132
3/4" (DN 20)	10bar/145psi	2960034	8/72

- Body in nickel-plated brass.
Maximum working temperature: 110°C.
Threads: ISO 228 (equivalent to DIN EN ISO 228 and BS EN ISO 228).

394
Angle manual valve


SIZE	PRESSURE	CODE	PACKING
3/8" (DN 10)	10bar/145psi	3940038	12/72
1/2" (DN 15)	10bar/145psi	3940012	12/96
3/4" (DN 20)	10bar/145psi	3940034	8/56

- Body in nickel-plated brass.
Maximum working temperature: 110°C.
Threads: ISO 228 (equivalent to DIN EN ISO 228 and BS EN ISO 228).

396
Angle lockshield


SIZE	PRESSURE	CODE	PACKING
3/8" (DN 10)	10bar/145psi	3960038	12/132
1/2" (DN 15)	10bar/145psi	3960012	12/144
3/4" (DN 20)	10bar/145psi	3960034	8/72

- Body in nickel-plated brass.
Maximum working temperature: 110°C.
Threads: ISO 228 (equivalent to DIN EN ISO 228 and BS EN ISO 228).

- To be used with iron piping or, together with an Itap-Fit connector (art. 618 pg.170), with copper, crosslinked polyethylene (PEX) or polybutylene.


618

- In the case of use with PEX or polybutylene it is also requested the use of the liner art. 655 (pg. 170).


655
MANUAL VALVES AND LOCKSHIELDS
295
Straight manual valve


SIZE	PRESSURE	CODE	PACKING
1/2" (DN 15)	10bar/145psi	2950012	12/72

- Body in nickel-plated brass.
Maximum working temperature: 110°C.
Threads: ISO 228 (equivalent to DIN EN ISO 228 and BS EN ISO 228).

297
Straight lockshield


SIZE	PRESSURE	CODE	PACKING
1/2" (DN 15)	10bar/145psi	2970012	12/132

- Body in nickel-plated brass.
Maximum working temperature: 110°C.
Threads: ISO 228 (equivalent to DIN EN ISO 228 and BS EN ISO 228).

395
Angle manual valve


SIZE	PRESSURE	CODE	PACKING
3/8" (DN 10)	10bar/145psi	3950038	12/72
1/2" (DN 15)	10bar/145psi	3950012	12/96

- Body in nickel-plated brass.
Maximum working temperature: 110°C.
Threads: ISO 228 (equivalent to DIN EN ISO 228 and BS EN ISO 228).

397
Angle lockshield


SIZE	PRESSURE	CODE	PACKING
3/8" (DN 10)	10bar/145psi	3970038	12/132
1/2" (DN 15)	10bar/145psi	3970012	12/144

- Body in nickel-plated brass.
Maximum working temperature: 110°C.
Threads: ISO 228 (equivalent to DIN EN ISO 228 and BS EN ISO 228).

- To be used with multilayer, PEX or polybutylene piping, together with 595M or 510 Multi-Fit connectors (pg.162).


595M

510

- Suitable also for copper piping, together with a compression fitting art. 595 (pg.173).


595

The male thread "G" is equipped with a conical seat and inner diameter mm.16.

MANUAL VALVES AND LOCKSHIELDS
294S
Straight manual valve


SIZE	PRESSURE	CODE	PACKING
1/2" (DN 15)	10bar/145psi	2940012S	12/84
3/4" (DN 20)	10bar/145psi	2940034S	10/60

- Body in nickel-plated brass.
Maximum working temperature: 110°C.
Threads: ISO 228 (equivalent to DIN EN ISO 228 and BS EN ISO 228).

296S
Straight lockshield


SIZE	PRESSURE	CODE	PACKING
3/8" (DN 10)	10bar/145psi	2960038S	12/168
1/2" (DN 15)	10bar/145psi	2960012S	12/144
3/4" (DN 20)	10bar/145psi	2960034S	10/70

- Body in nickel-plated brass.
Maximum working temperature: 110°C.
Threads: ISO 228 (equivalent to DIN EN ISO 228 and BS EN ISO 228).

394S
Angle manual valve


SIZE	PRESSURE	CODE	PACKING
3/8" (DN 10)	10bar/145psi	3940038S	12/84
1/2" (DN 15)	10bar/145psi	3940012S	12/96
3/4" (DN 20)	10bar/145psi	3940034S	10/60

- Body in nickel-plated brass.
Maximum working temperature: 110°C.
Threads: ISO 228 (equivalent to DIN EN ISO 228 and BS EN ISO 228).

396S
Angle lockshield


SIZE	PRESSURE	CODE	PACKING
3/8" (DN 10)	10bar/145psi	3960038S	12/180
1/2" (DN 15)	10bar/145psi	3960012S	12/144
3/4" (DN 20)	10bar/145psi	3960034S	10/80

- Body in nickel-plated brass.
Maximum working temperature: 110°C.
Threads: ISO 228 (equivalent to DIN EN ISO 228 and BS EN ISO 228).

- To be used with iron piping or, together with an Itap-Fit connector (art. 618 pg.170), with copper, crosslinked polyethylene (PEX) or polybutylene.


618

- In the case of use with PEX or polybutylene it is also requested the use of the liner art. 655 (pg. 170).


655
MANUAL VALVES AND LOCKSHIELDS
295S
Straight manual valve


SIZE	PRESSURE	CODE	PACKING
1/2" (DN 15)	10bar/145psi	2950012S	12/84

- Body in nickel-plated brass.
Maximum working temperature: 110°C.
Threads: ISO 228 (equivalent to DIN EN ISO 228 and BS EN ISO 228).

297S
Straight lockshield


SIZE	PRESSURE	CODE	PACKING
3/8" (DN 10)	10bar/145psi	2970038S	12/144
1/2" (DN 15)	10bar/145psi	2970012S	12/132

- Body in nickel-plated brass.
Maximum working temperature: 110°C.
Threads: ISO 228 (equivalent to DIN EN ISO 228 and BS EN ISO 228).

395S
Angle manual valve


SIZE	PRESSURE	CODE	PACKING
3/8" (DN 10)	10bar/145psi	3950038S	12/84
1/2" (DN 15)	10bar/145psi	3950012S	12/96

- Body in nickel-plated brass.
Maximum working temperature: 110°C.
Threads: ISO 228 (equivalent to DIN EN ISO 228 and BS EN ISO 228).

397S
Angle lockshield


SIZE	PRESSURE	CODE	PACKING
3/8" (DN 10)	10bar/145psi	3970038S	12/180
1/2" (DN 15)	10bar/145psi	3970012S	12/144

- Body in nickel-plated brass.
Maximum working temperature: 110°C.
Threads: ISO 228 (equivalent to DIN EN ISO 228 and BS EN ISO 228).

- To be used with multilayer, PEX or polybutylene piping, together with 595M or 510 Multi-Fit connectors (pg.162).



595M

510

- Suitable also for copper piping, together with a compression fitting art. 595 (pg.173).



595

The male thread "G" is equipped with a conical seat and inner diameter mm.16.

TWO-PIPE VALVES FOR PANEL RADIATORS
305
Straight two-pipe valve



SIZE	PRESSURE	CODE	PACKING
3/4" (DN 20) EUROKONUS	10bar/145psi	3050034	6/72

- Body in nickel-plated brass.
Floor connections.
Radiator connections: 3/4" flat seat.
Pipe connection: 3/4" Eurokonus.
Centres distance: mm.50.
Working temperatures: -10°C, 90°C.
Threads: ISO 228 (equivalent to DIN EN ISO 228 and BS EN ISO 228).

315
Angle two-pipe valve


SIZE	PRESSURE	CODE	PACKING
3/4" (DN 20) EUROKONUS	10bar/145psi	3150034	6/72

- Body in nickel-plated brass.
Wall connections.
Radiator connections: 3/4" flat seat.
Pipe connection: 3/4" Eurokonus.
Centres distance: mm.50.
Working temperatures: -10°C, 90°C.
Threads: ISO 228 (equivalent to DIN EN ISO 228 and BS EN ISO 228).

306
Fittings for panel radiators, with thread 1/2"F


SIZE	CODE	PACKING
1/2" - 3/4"	3060012034	48/720

- Body in brass.
Working temperatures: -10°C, 90°C.
Threads: ISO 228 (equivalent to DIN EN ISO 228 and BS EN ISO 228).

306K
Adapter for panel radiators, with thread 3/4"M


CODE	PACKING
306K	2/800

- Working temperatures: -10°C, 90°C.

286
Plastic rosette


SIZE	CODE	PACKING
12	2860012	25/300
14	2860014	25/300
15	2860015	25/300
16	2860016	25/300
18	2860018	25/300

ELECTRIC ACTUATORS AND ZONE BALL VALVES
990
Electric actuator for zone ball valves


SIZE	CODE	PACKING
230V x 25sec	99023025	1/17
230V x 50sec	99023050	1/17

- Bidirectional electric actuators.
Supplied with an auxiliary microswitch.
Case in nylon.
Power supply voltage: 230V.
Power consumption: 4VA.
Minimum and maximum working ambient temperature: -5°C, 70°C.
Class of protection: IP54.
Capacity of the auxiliary connection: 2A.
Operating time: 25 or 50 seconds.
Angle of rotation: 90°.
Starting torque:
- 50" model: 10Nm;
- 25" model: 5Nm.

991
Electric actuator for zone ball valves with manual unlocking device


SIZE	CODE	PACKING
230V x 25sec	99123025	1/17
230V x 50sec	99123050	1/17
24V x 50sec	99102450	1/17

- Bidirectional electric actuators.
Supplied with an auxiliary microswitch.
Case in nylon.
Power supply voltage: 230V or 24V.
Power consumption: 4VA.
Minimum and maximum working ambient temperature: -5°C, 70°C.
Class of protection: IP54.
Capacity of the auxiliary connection: 2A.
Operating time: 25 or 50 seconds.
Angle of rotation: 90°.
Starting torque:
- 50" model: 10Nm;
- 25" model: 5Nm.

989
Electric actuator for zone ball valves


SIZE	CODE	PACKING
230V x 90sec	98923090	1/17

- Unidirectional electric actuators.
Case in Kelon® (Ceramic + Nylon).
Power supply voltage: 230V.
Power consumption: 4VA.
Minimum and maximum working ambient temperature: 0°C, 55°C.
Class of protection: IP44.
Operating time: 90 seconds.
Angle of rotation: 90°.
Starting torque: 10Nm.
- Suitable for 2-way zone ball valves art.980 and 981.

ELECTRIC ACTUATORS AND ZONE BALL VALVES
980
2-way zone ball valve


SIZE	PRESSURE	CODE	PACKING
3/4" (DN 20)	16bar/232psi	9800034	1/26
1" (DN 25)	16bar/232psi	9800100	1/26
1 1/4" (DN 32)	16bar/232psi	9800114	1/15

- Body in nickel-plated brass.
Full flow ball.
Maximum working pressure: 16 bar.
Maximum differential pressure: 10bar.
Minimum and maximum working temperatures: -10°C (with antifreeze solution), 100°C.
Threads: ISO 228 (equivalent to DIN EN ISO 228 and BS EN ISO 228).
- Suitable for the electric actuators art. 989, 990 and 991.

981
2-way zone ball valve with double union connection



SIZE	PRESSURE	CODE	PACKING
3/4" (DN 20)	16bar/232psi	9810034	1/26
1" (DN 25)	16bar/232psi	9810100	1/26
1 1/4" (DN 32)	16bar/232psi	9810114	1/12

- Body in nickel-plated brass.
Full flow ball.
Maximum working pressure: 16 bar.
Maximum differential pressure: 10bar.
Minimum and maximum working temperatures: -10°C (with antifreeze solution), 100°C.
Threads: ISO 228 (equivalent to DIN EN ISO 228 and BS EN ISO 228).
- Suitable for the electric actuators art. 989, 990 and 991.

982
3-way diverter zone ball valve


SIZE	PRESSURE	CODE	PACKING
3/4" (DN 20)	16bar/232psi	9820034	1/15
1" (DN 25)	16bar/232psi	9820100	1/9


- Body in nickel-plated brass.
Full flow ball.
Maximum working pressure: 16 bar.
Maximum differential pressure: 10bar.
Minimum and maximum working temperatures: -10°C (with antifreeze solution), 100°C.
Threads: ISO 228 (equivalent to DIN EN ISO 228 and BS EN ISO 228).
- Suitable for the electric actuators art. 990 and 991.


ELECTRIC ACTUATORS AND ZONE BALL VALVES
984
3-way zone ball valve



SIZE	PRESSURE	CODE	PACKING
3/4" (DN 20)	16bar/232psi	9840034	1/15
1" (DN 25)	16bar/232psi	9840100	1/12

- Body in nickel-plated brass.
Full flow ball.
Maximum working pressure: 16 bar.
Maximum differential pressure: 10bar.
Minimum and maximum working temperatures: -10°C (with antifreeze solution), 100°C.
Threads: ISO 228 (equivalent to DIN EN ISO 228 and BS EN ISO 228).
- Suitable for the electric actuators art. 990 and 991.

Open position




By-pass position


986
4-way zone ball valve



SIZE	PRESSURE	CODE	PACKING
3/4" (DN 20)	16bar/232psi	9860034	1/9
1" (DN 25)	16bar/232psi	9860100	1/9

- Body in nickel-plated brass.
Full flow ball.
Balanced by-pass.
Adjustable thread centres distance:
-3/4": mm.49 to mm.63;
-1": mm.55 to mm.63
Maximum working pressure: 16 bar.
Maximum differential pressure: 10bar.
Minimum and maximum working temperatures: -10°C (with antifreeze solution), 100°C.
Threads: ISO 228 (equivalent to DIN EN ISO 228 and BS EN ISO 228).
- Suitable for the electric actuators art. 990 and 991.

Open position



By-pass position


988
By-pass kit for zone ball valves


SIZE	PRESSURE	CODE	PACKING
3/4" (DN 20)	10bar/145psi	9880034	1/9
1" (DN 25)	10bar/145psi	9880100	1/12

- By-pass tee in nickel-plated brass.
Minimum and maximum working temperatures: -10°C (with antifreeze solution), 100°C.
Threads: ISO 228 (equivalent to DIN EN ISO 228 and BS EN ISO 228).
- Suitable for zone valve art. 984 and installable in metal boxes art. 498, together with brass manifolds art. 850-860 and stainless steel manifolds art. 852-862.

450
Modular distribution manifold, 1/2" female outlets


SIZE	PRESSURE	CODE	PACKING
3/4" x 2	10bar/145psi	450003402	12/108
3/4" x 3	10bar/145psi	450003403	8/72
3/4" x 4	10bar/145psi	450003404	6/54
1" x 2	10bar/145psi	450010002	12/84
1" x 3	10bar/145psi	450010003	8/56
1" x 4	10bar/145psi	450010004	6/42

- Distribution manifold with female outlets. Suitable for fittings for copper, PEX, polybutylene or multilayer piping. Body in forged, nickel-plated brass. Centres distance: mm.38. Maximum working temperature: 110°C. Threads: ISO 228 (equivalent to DIN EN ISO 228 and BS EN ISO 228).

455
Modular distribution manifold, 1/2" male outlets, conical seat



SIZE	PRESSURE	CODE	PACKING
3/4" x 2	10bar/145psi	455003402	12/108
3/4" x 3	10bar/145psi	455003403	8/72
3/4" x 4	10bar/145psi	455003404	6/54
1" x 2	10bar/145psi	455010002	12/84
1" x 3	10bar/145psi	455010003	8/56
1" x 4	10bar/145psi	455010004	6/42

- Distribution manifold with male outlets. Suitable for fittings for copper, PEX, polybutylene or multilayer piping. Body in forged, nickel-plated brass. Centres distance: mm.38. Maximum working temperature: 110°C. Threads: ISO 228 (equivalent to DIN EN ISO 228 and BS EN ISO 228).
- The male thread "G" is equipped with a conical seat and inner diameter mm.16.

456
Modular distribution manifold, 1/2" male outlets, flat seat


SIZE	PRESSURE	CODE	PACKING
3/4" x 2	10bar/145psi	456003402	12/108
3/4" x 3	10bar/145psi	456003403	8/72
3/4" x 4	10bar/145psi	456003404	6/54

- Distribution manifold with male outlets. Suitable for fittings for copper, PEX, polybutylene or multilayer piping. Body in forged brass. Centres distance: mm.38. Maximum working temperature: 110°C. Threads: ISO 228 (equivalent to DIN EN ISO 228 and BS EN ISO 228).
- The male thread "G" is equipped with a flat seat and inner diameter mm.14,5.

465
Modular distribution manifold with shut-off valves, 1/2" male outlets, conical seat


SIZE	PRESSURE	CODE	PACKING
3/4" x 2	10bar/145psi	465003402	4/48
3/4" x 3	10bar/145psi	465003403	4/32
3/4" x 4	10bar/145psi	465003404	4/24
1" x 2	10bar/145psi	465010002	4/48
1" x 3	10bar/145psi	465010003	4/32
1" x 4	10bar/145psi	465010004	4/24

- Distribution manifold with shut-off valves to the male outlets. Suitable for fittings for copper, PEX, polybutylene or multilayer piping. Body in forged, nickel-plated brass. Centres distance: mm.38. Maximum working temperature: 110 °C in absence of steam. Threads: ISO 228 (equivalent to DIN EN ISO 228 and BS EN ISO 228).
- The male thread "G" is equipped with a conical seat and inner diameter mm.16.

885
Dual distribution manifold, 1/2" male outlets, conical seat


SIZE	PRESSURE	CODE	PACKING
3/4"x2+2	10bar/145psi	88500340238	1/12
3/4"x4+4	10bar/145psi	88500340438	1/12
3/4"x6+6	10bar/145psi	88500340638	1/8
3/4"x8+8	10bar/145psi	88500340838	1/8
3/4"x10+10	10bar/145psi	88500341038	1/3

- Dual distribution manifold with male outlets. Suitable for fittings for copper, PEX, polybutylene or multilayer piping. Body in casted, nickel-plated brass. Maximum working temperature: 110°C. Threads: ISO 228 (equivalent to DIN EN ISO 228 and BS EN ISO 228). Centres distance: mm.38.
- The male thread "G" is equipped with a conical seat and inner diameter mm.16.

499
Universal plastic box for manifolds


SIZE	CODE	PACKING
350x350x90	499350350	1/1
500x350x90	499500350	1/1
650x350x90	499650350	1/1
800x400x95	499800400	1/1

- The cover is equipped with ventilation holes. Supplied with a removable shield to protect the manifolds from the plastering holes. Available sizes: mm.350xmm.350, mm.500xmm.350, mm.650xmm.350, mm.800xmm.400. Usable depth: mm.90, mm.95.
- ITAP plastic box with the kit art. 499CS and 499CC is suitable for the use with manifolds of any manufacturer.

499CS
Set to fix simple manifolds to the plastic box


CODE	PACKING
499CS	1/50

- Suitable for simple forged or cast manifolds.
- Consisting of: 2 long brackets, 2 short brackets, 4 plastic strips.

499CC
Set to fix dual manifolds to the plastic box


CODE	PACKING
499CC	1/50

- Suitable for dual manifolds.
- Consisting of: 2 brackets for dual manifolds, 2 plastic strips.

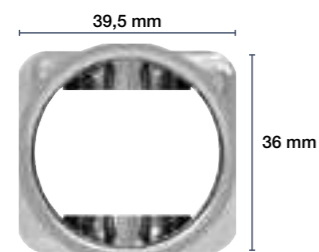
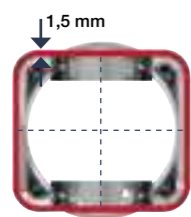
Stainless steel manifolds

Stainless steel manifolds

ITAP pre-assembled manifolds are used to distribute heat-transfer fluid inside a system. They can be used in traditional radiator systems or innovative under-floor radiant systems. As ITAP manifolds are made of stainless steel, they are particularly suitable for heating systems. If used in cooling systems, they must be insulated to prevent the formation of condensate on their surface.

The use of ITAP manifolds also allows all of the project parameters to be controlled, providing the perfect balance of each outlet. This avoids any unnecessary waste and ensures an elevated level of thermal comfort.

In the complete version the manifolds are equipped with flow rate regulation valves (flow meters), with cut-off valves set-up for electro-thermal actuator and with drain and air vent units. As an alternative to flow meters, it is possible to request the installation of regulation lockshields. Thanks to their increased cross-section, the flow and return bars allow a higher flow rate.



- FULL FLOW 1" SIZE
- PREMIUM QUALITY MATERIAL: STAINLESS STEEL AISI 304L (1.4301)
- MAXIMUM INLET FLOW RATE: 5m³/h

SPECIFICATIONS OF PRE-ASSEMBLED MANIFOLDS	
Required fluid	water (maximum admissible percentage of glycol: 30%)
Maximum operating pressure with installed flow meters	6 bar
Maximum operating pressure with installed lockshields	10 bar
Maximum operating temperature with installed flow meters	70°C
Maximum operating temperature with installed lockshields	80°C
Main ISO 228 connections	1"
2 to 13 outlets	3/4" EUROKONUS
Outlet centre-distance	50 mm
Flow meter regulation	0-5 l/m
Flow meter precision	+/- 10%

852

Distribution manifold in stainless steel, centres distance mm.50



SIZE	PRESSURE	CODE	PACKING
1" x 2	10bar/145psi	85201000250	1/70
1" x 3	10bar/145psi	85201000350	1/55
1" x 4	10bar/145psi	85201000450	1/45
1" x 5	10bar/145psi	85201000550	1/30
1" x 6	10bar/145psi	85201000650	1/30
1" x 7	10bar/145psi	85201000750	1/12
1" x 8	10bar/145psi	85201000850	1/12
1" x 9	10bar/145psi	85201000950	1/12
1" x 10	10bar/145psi	85201001050	1/12
1" x 11	10bar/145psi	85201001150	1/12
1" x 12	10bar/145psi	85201001250	1/12
1" x 13	10bar/145psi	85201001350	1/12



- Manifolds in stainless steel AISI 304L with female outlets, suitable for fittings for copper, PEX, polybutylene or multilayer piping.
- Maximum working temperature: 110°C.
Threads: ISO 228 (equivalent to DIN EN ISO 228 and BS EN ISO 228).
Size of the outlets: 1/2" F.

862

Distribution manifold in stainless steel, bilateral outlets, centres distance mm.50



SIZE	PRESSURE	CODE	PACKING
1" x 2	10bar/145psi	86201000250	1/70
1" x 3	10bar/145psi	86201000350	1/55
1" x 4	10bar/145psi	86201000450	1/45
1" x 5	10bar/145psi	86201000550	1/30
1" x 6	10bar/145psi	86201000650	1/30
1" x 7	10bar/145psi	86201000750	1/12
1" x 8	10bar/145psi	86201000850	1/12
1" x 9	10bar/145psi	86201000950	1/12
1" x 10	10bar/145psi	86201001050	1/12
1" x 11	10bar/145psi	86201001150	1/12
1" x 12	10bar/145psi	86201001250	1/12
1" x 13	10bar/145psi	86201001350	1/12

- Manifolds in stainless steel AISI 304L with female outlets, suitable for fittings for copper, PEX, polybutylene or multilayer piping.
- Maximum working temperature: 110°C.
Threads: ISO 228 (equivalent to DIN EN ISO 228 and BS EN ISO 228).
Size of the outlets: 1/2" F.

PRE-ASSEMBLED STAINLESS STEEL MANIFOLDS

907C

Complete pre-assembled manifold, with flow meters



SIZE	PRESSURE	CODE	PACKING
1"x3/4"x2	6bar/87psi	9070010002034C	1/1
1"x3/4"x3	6bar/87psi	9070010003034C	1/1
1"x3/4"x4	6bar/87psi	9070010004034C	1/1
1"x3/4"x5	6bar/87psi	9070010005034C	1/1
1"x3/4"x6	6bar/87psi	9070010006034C	1/1
1"x3/4"x7	6bar/87psi	9070010007034C	1/1
1"x3/4"x8	6bar/87psi	9070010008034C	1/1
1"x3/4"x9	6bar/87psi	9070010009034C	1/1
1"x3/4"x10	6bar/87psi	9070010010034C	1/1
1"x3/4"x11	6bar/87psi	9070010011034C	1/1
1"x3/4"x12	6bar/87psi	9070010012034C	1/1
1"x3/4"x13	6bar/87psi	9070010013034C	1/1

- Consisting of:
 - 1 return manifold in stainless steel AISI 304L with shut-off valves preset for electrothermal actuators
 - 1 flow manifold in stainless steel AISI 304L with flow meters
 - 2 complete metal brackets
 - 2 shut-off ball valves with thermometers
 - 2 end pieces with air vent valve and drain cock
 - Available on demand with deeper mounting brackets art. 498ST without extra-charge
- Available sizes: 1".
- Maximum working pressure: 6 bar (10 bar for installation test).
- Maximum working temperature: 70°C
- Threads: ISO 228 (equivalent to DIN EN ISO 228 and BS EN ISO 228).
- Outlets: from 2 to 13, 3/4" Eurokonus.
- Outlet centre distance: mm.50.
- In case of use of electric actuators Art. 891M and 891MR, it is suggested to use the off-centre by-pass kit Art. 860BY.
- ATTENTION: manifolds will be supplied mounted on the brackets; accessories will be supplied separately, inside the same box.



912C

Complete pre-assembled manifold, with lockshields



SIZE	PRESSURE	CODE	PACKING
1"x3/4"x2	10bar/145psi	9120010002034C	1/1
1"x3/4"x3	10bar/145psi	9120010003034C	1/1
1"x3/4"x4	10bar/145psi	9120010004034C	1/1
1"x3/4"x5	10bar/145psi	9120010005034C	1/1
1"x3/4"x6	10bar/145psi	9120010006034C	1/1
1"x3/4"x7	10bar/145psi	9120010007034C	1/1
1"x3/4"x8	10bar/145psi	9120010008034C	1/1
1"x3/4"x9	10bar/145psi	9120010009034C	1/1
1"x3/4"x10	10bar/145psi	9120010010034C	1/1
1"x3/4"x11	10bar/145psi	9120010011034C	1/1
1"x3/4"x12	10bar/145psi	9120010012034C	1/1
1"x3/4"x13	10bar/145psi	9120010013034C	1/1

- Consisting of:
 - 1 return manifold in stainless steel AISI 304L with shut-off valves preset for electrothermal actuators
 - 1 flow manifold in stainless steel AISI 304L with lockshields
 - 2 complete metal brackets
 - 2 shut-off ball valves with thermometers
 - 2 end pieces with air vent valve and drain cock
 - Available on demand with deeper mounting brackets art. 498ST without extra-charge
- Available sizes: 1".
- Maximum working pressure: 10 bar.
- Maximum working temperature: 80°C.
- Threads: ISO 228 (equivalent to DIN EN ISO 228 and BS EN ISO 228).
- Outlets: from 2 to 13, 3/4" Eurokonus.
- Outlet centre distance: mm.50.
- In case of use of electric actuators Art. 891M and 891MR, it is suggested to use the off-centre by-pass kit Art. 860BY.
- ATTENTION: manifolds will be supplied mounted on the brackets; accessories will be supplied separately, inside the same box.



100% TESTED

PRE-ASSEMBLED STAINLESS STEEL MANIFOLDS

917C

Pre-assembled manifold with flow meters



SIZE	PRESSURE	CODE	PACKING
1"x3/4"x2	6bar/87psi	9170010002034C	1/1
1"x3/4"x3	6bar/87psi	9170010003034C	1/1
1"x3/4"x4	6bar/87psi	9170010004034C	1/1
1"x3/4"x5	6bar/87psi	9170010005034C	1/1
1"x3/4"x6	6bar/87psi	9170010006034C	1/1
1"x3/4"x7	6bar/87psi	9170010007034C	1/1
1"x3/4"x8	6bar/87psi	9170010008034C	1/1
1"x3/4"x9	6bar/87psi	9170010009034C	1/1
1"x3/4"x10	6bar/87psi	9170010010034C	1/1
1"x3/4"x11	6bar/87psi	9170010011034C	1/1
1"x3/4"x12	6bar/87psi	9170010012034C	1/1
1"x3/4"x13	6bar/87psi	9170010013034C	1/1

- Consisting of:
 - 1 return manifold in stainless steel AISI 304L with shut-off valves preset for electrothermal actuators
 - 1 flow manifold in stainless steel AISI 304L with flow meters
 - 2 complete metal brackets
 - Available on demand with deeper mounting brackets art. 498ST without extra-charge
- Available sizes: 1".
- Maximum working pressure: 6 bar (10 bar for installation test).
- Maximum working temperature: 70°C
- Threads: ISO 228 (equivalent to DIN EN ISO 228 and BS EN ISO 228).
- Outlets: from 2 to 13, 3/4" Eurokonus.
- Outlet centre distance: mm.50.
- In case of use of electric actuators Art. 891M and 891MR, it is suggested to use the off-centre by-pass kit Art. 860BY.
- ATTENTION: manifolds will be supplied mounted on the brackets; accessories will be supplied separately, inside the same box.



917CDE

Pre-assembled manifold with flow meters, air vent valve and drain cock



SIZE	PRESSURE	CODE	PACKING
1"x3/4"x2	6bar/87psi	9170010002034CDE	1/1
1"x3/4"x3	6bar/87psi	9170010003034CDE	1/1
1"x3/4"x4	6bar/87psi	9170010004034CDE	1/1
1"x3/4"x5	6bar/87psi	9170010005034CDE	1/1
1"x3/4"x6	6bar/87psi	9170010006034CDE	1/1
1"x3/4"x7	6bar/87psi	9170010007034CDE	1/1
1"x3/4"x8	6bar/87psi	9170010008034CDE	1/1
1"x3/4"x9	6bar/87psi	9170010009034CDE	1/1
1"x3/4"x10	6bar/87psi	9170010010034CDE	1/1
1"x3/4"x11	6bar/87psi	9170010011034CDE	1/1
1"x3/4"x12	6bar/87psi	9170010012034CDE	1/1

- Consisting of:
 - 1 return manifold in stainless steel AISI 304L with shut-off valves preset for electrothermal actuators
 - 1 flow manifold in stainless steel AISI 304L with flow meters
 - 2 complete metal brackets
 - 2 drain cocks
 - 2 air vent valves
 - Available on demand with deeper mounting brackets art. 498ST without extra-charge
- Available sizes: 1".
- Maximum working pressure: 6 bar (10 bar for installation test).
- Maximum working temperature: 70°C
- Threads: ISO 228 (equivalent to DIN EN ISO 228 and BS EN ISO 228).
- Outlets: from 2 to 12, 3/4" Eurokonus.
- Outlet centre distance: mm.50.
- In case of use of electric actuators Art. 891M and 891MR, it is suggested to use the off-centre by-pass kit Art. 860BY.
- ATTENTION: manifolds will be supplied mounted on the brackets.



100% TESTED

PRE-ASSEMBLED STAINLESS STEEL MANIFOLDS

918C

Pre-assembled manifold with flow meters, air vent valve and drain cock



SIZE	PRESSURE	CODE	PACKING
1"x3/4"x2	6bar/87psi	9180010002034C	1/1
1"x3/4"x3	6bar/87psi	9180010003034C	1/1
1"x3/4"x4	6bar/87psi	9180010004034C	1/1
1"x3/4"x5	6bar/87psi	9180010005034C	1/1
1"x3/4"x6	6bar/87psi	9180010006034C	1/1
1"x3/4"x7	6bar/87psi	9180010007034C	1/1
1"x3/4"x8	6bar/87psi	9180010008034C	1/1
1"x3/4"x9	6bar/87psi	9180010009034C	1/1
1"x3/4"x10	6bar/87psi	9180010010034C	1/1
1"x3/4"x11	6bar/87psi	9180010011034C	1/1
1"x3/4"x12	6bar/87psi	9180010012034C	1/1
1"x3/4"x13	6bar/87psi	9180010013034C	1/1

- Consisting of:
 - 1 return manifold in stainless steel AISI 304L with shut-off valves preset for electrothermal actuators
 - 1 flow manifold in stainless steel AISI 304L with flow meters
 - 2 adjustable end pieces with drain valve and manual air vent valve
 - 2 complete metal brackets
 - Available on demand with deeper mounting brackets art. 498ST without extra-charge
- Available sizes: 1".
 Maximum working pressure: 6 bar (10 bar for installation test).
 Maximum working temperature: 70°C
 Threads: ISO 228 (equivalent to DIN EN ISO 228 and BS EN ISO 228).
 Outlets: from 2 to 13, 3/4" Eurokonus.
 Outlet centre distance: mm.50.

In case of use of electric actuators Art. 891M and 891MR, it is suggested to use the off-centre by-pass kit Art. 860BY.
ATTENTION: manifolds will be supplied mounted on the brackets.



922MO

Pre-assembled manifold with air-vent valves



SIZE	PRESSURE	CODE	PACKING
1"x3/4"x2	10bar/145psi	9220010002034MO	1/1
1"x3/4"x3	10bar/145psi	9220010003034MO	1/1
1"x3/4"x4	10bar/145psi	9220010004034MO	1/1
1"x3/4"x5	10bar/145psi	9220010005034MO	1/1
1"x3/4"x6	10bar/145psi	9220010006034MO	1/1
1"x3/4"x7	10bar/145psi	9220010007034MO	1/1
1"x3/4"x8	10bar/145psi	9220010008034MO	1/1
1"x3/4"x9	10bar/145psi	9220010009034MO	1/1
1"x3/4"x10	10bar/145psi	9220010010034MO	1/1
1"x3/4"x11	10bar/145psi	9220010011034MO	1/1
1"x3/4"x12	10bar/145psi	9220010012034MO	1/1

- Consisting of:
 - 1 return manifold in stainless steel AISI 304L with air vent valve
 - 1 flow manifold in stainless steel AISI 304L with air vent valve
 - 2 complete metal brackets
 - Available on demand with deeper mounting brackets art. 498ST without extra-charge
- Available sizes: 1".
 Maximum working pressure: 10 bar.
 Maximum working temperature: 80°C.
 Threads: ISO 228 (equivalent to DIN EN ISO 228 and BS EN ISO 228).
 Outlets: from 2 to 12, 3/4" Eurokonus.
 Outlet centre distance: mm.50.

ATTENTION: manifolds will be supplied mounted on the brackets.



922C

Pre-assembled manifold with lockshields



SIZE	PRESSURE	CODE	PACKING
1"x3/4"x2	10bar/145psi	9220010002034C	1/1
1"x3/4"x3	10bar/145psi	9220010003034C	1/1
1"x3/4"x4	10bar/145psi	9220010004034C	1/1
1"x3/4"x5	10bar/145psi	9220010005034C	1/1
1"x3/4"x6	10bar/145psi	9220010006034C	1/1
1"x3/4"x7	10bar/145psi	9220010007034C	1/1
1"x3/4"x8	10bar/145psi	9220010008034C	1/1
1"x3/4"x9	10bar/145psi	9220010009034C	1/1
1"x3/4"x10	10bar/145psi	9220010010034C	1/1
1"x3/4"x11	10bar/145psi	9220010011034C	1/1
1"x3/4"x12	10bar/145psi	9220010012034C	1/1
1"x3/4"x13	10bar/145psi	9220010013034C	1/1

- Consisting of:
 - 1 return manifold in stainless steel AISI 304L with shut-off valves preset for electrothermal actuators
 - 1 flow manifold in stainless steel AISI 304L with lockshields
 - 2 complete metal brackets
 - Available on demand with deeper mounting brackets art. 498ST without extra-charge
- Available sizes: 1".
 Maximum working pressure: 10 bar.
 Maximum working temperature: 80°C.
 Threads: ISO 228 (equivalent to DIN EN ISO 228 and BS EN ISO 228).
 Outlets: from 2 to 13, 3/4" Eurokonus.
 Outlet centre distance: mm.50.

In case of use of electric actuators Art. 891M and 891MR, it is suggested to use the off-centre by-pass kit Art. 860BY.
ATTENTION: manifolds will be supplied mounted on the brackets.



917CDEB

Pre-assembled manifold with flow meters, air vent valve and drain cock – Automatic flow control



SIZE	PRESSURE	CODE	PACKING
1"x3/4"x2	6bar/87psi	9170010002034CDEB	1/1
1"x3/4"x3	6bar/87psi	9170010003034CDEB	1/1
1"x3/4"x4	6bar/87psi	9170010004034CDEB	1/1
1"x3/4"x5	6bar/87psi	9170010005034CDEB	1/1
1"x3/4"x6	6bar/87psi	9170010006034CDEB	1/1
1"x3/4"x7	6bar/87psi	9170010007034CDEB	1/1
1"x3/4"x8	6bar/87psi	9170010008034CDEB	1/1
1"x3/4"x9	6bar/87psi	9170010009034CDEB	1/1
1"x3/4"x10	6bar/87psi	9170010010034CDEB	1/1
1"x3/4"x11	6bar/87psi	9170010011034CDEB	1/1
1"x3/4"x12	6bar/87psi	9170010012034CDEB	1/1

- Consisting of:
 - 1 stainless steel AISI 304L return manifold with thermostatic insert Heimeier Eclipse®
 - 1 flow manifold in stainless steel AISI 304L with flow meters
 - 2 complete metal brackets
 - 2 drain cocks
 - 2 air vent valves
 - Available on demand with deeper mounting brackets art. 498ST without extra-charge
- Available sizes: 1".
 Maximum operating pressure: 6 bar.
 Maximum working temperature: 70°C
 Threads: ISO 228 (equivalent to DIN EN ISO 228 and BS EN ISO 228).
 Outlets: from 2 to 12, 3/4" Eurokonus.
 Outlet centre distance: mm.50.

ATTENTION: manifolds will be supplied mounted on the brackets.



100% TESTED

100% TESTED

PRE-ASSEMBLED STAINLESS STEEL MANIFOLDS

918CB

Pre-assembled manifold with flow meters, air vent valve and drain cock – Automatic flow control



SIZE	PRESSURE	CODE	PACKING
1"x3/4"x2	6bar/87psi	9180010002034CB	1/1
1"x3/4"x3	6bar/87psi	9180010003034CB	1/1
1"x3/4"x4	6bar/87psi	9180010004034CB	1/1
1"x3/4"x5	6bar/87psi	9180010005034CB	1/1
1"x3/4"x6	6bar/87psi	9180010006034CB	1/1
1"x3/4"x7	6bar/87psi	9180010007034CB	1/1
1"x3/4"x8	6bar/87psi	9180010008034CB	1/1
1"x3/4"x9	6bar/87psi	9180010009034CB	1/1
1"x3/4"x10	6bar/87psi	9180010010034CB	1/1
1"x3/4"x11	6bar/87psi	9180010011034CB	1/1
1"x3/4"x12	6bar/87psi	9180010012034CB	1/1
1"x3/4"x13	6bar/87psi	9180010013034CB	1/1

- Consisting of:
 - 1 stainless steel AISI 304L return manifold with thermostatic insert Heimeier Eclipse®
 - 1 flow manifold in stainless steel AISI 304L with flow meters
 - 2 adjustable end pieces with drain valve and manual air vent valve
 - 2 complete metal brackets
 - Available on demand with deeper mounting brackets art. 498ST without extra-charge
- Available sizes: 1".
 Maximum operating pressure: 6 bar.
 Maximum working temperature: 70°C
 Threads: ISO 228 (equivalent to DIN EN ISO 228 and BS EN ISO 228).
 Outlets: from 2 to 13, 3/4" Eurokonus.
 Outlet centre distance: mm.50.

ATTENTION: manifolds will be supplied mounted on the brackets.




927

Single manifold with lockshields



SIZE	PRESSURE	CODE	PACKING
1"x3/4"x2	10bar/145psi	9270010002034	1/12
1"x3/4"x3	10bar/145psi	9270010003034	1/12
1"x3/4"x4	10bar/145psi	9270010004034	1/8
1"x3/4"x5	10bar/145psi	9270010005034	1/8
1"x3/4"x6	10bar/145psi	9270010006034	1/8
1"x3/4"x7	10bar/145psi	9270010007034	1/3
1"x3/4"x8	10bar/145psi	9270010008034	1/2
1"x3/4"x9	10bar/145psi	9270010009034	1/2
1"x3/4"x10	10bar/145psi	9270010010034	1/2
1"x3/4"x11	10bar/145psi	9270010011034	1/2
1"x3/4"x12	10bar/145psi	9270010012034	1/2
1"x3/4"x13	10bar/145psi	9270010013034	1/2

- Distribution manifold in stainless steel AISI 304L.
 Available sizes: 1".
 Maximum working pressure: 10 bar.
 Maximum working temperature: 80°C.
 Threads: ISO 228 (equivalent to DIN EN ISO 228 and BS EN ISO 228).
 Outlets: from 2 to 13, 3/4" Eurokonus.
 Outlet centre distance: mm.50.




100% TESTED

PRE-ASSEMBLED STAINLESS STEEL MANIFOLDS

932

Single manifold with flow meters



SIZE	PRESSURE	CODE	PACKING
1"x3/4"x2	6bar/87psi	9320010002034	1/12
1"x3/4"x3	6bar/87psi	9320010003034	1/12
1"x3/4"x4	6bar/87psi	9320010004034	1/8
1"x3/4"x5	6bar/87psi	9320010005034	1/8
1"x3/4"x6	6bar/87psi	9320010006034	1/8
1"x3/4"x7	6bar/87psi	9320010007034	1/3
1"x3/4"x8	6bar/87psi	9320010008034	1/2
1"x3/4"x9	6bar/87psi	9320010009034	1/2
1"x3/4"x10	6bar/87psi	9320010010034	1/2
1"x3/4"x11	6bar/87psi	9320010011034	1/2
1"x3/4"x12	6bar/87psi	9320010012034	1/2
1"x3/4"x13	6bar/87psi	9320010013034	1/2

- Distribution manifold in stainless steel AISI 304L.
 Available sizes: 1".
 Maximum working pressure: 6 bar (10 bar for installation test).
 Maximum working temperature: 70°C
 Threads: ISO 228 (equivalent to DIN EN ISO 228 and BS EN ISO 228).
 Outlets: from 2 to 13, 3/4" Eurokonus.
 Outlet centre distance: mm.50.



937

Single manifold, with shut-off valves preset for electrothermal actuators - with handles



SIZE	PRESSURE	CODE	PACKING
1"x3/4"x2	10bar/145psi	9370010002034	1/12
1"x3/4"x3	10bar/145psi	9370010003034	1/12
1"x3/4"x4	10bar/145psi	9370010004034	1/8
1"x3/4"x5	10bar/145psi	9370010005034	1/8
1"x3/4"x6	10bar/145psi	9370010006034	1/8
1"x3/4"x7	10bar/145psi	9370010007034	1/3
1"x3/4"x8	10bar/145psi	9370010008034	1/2
1"x3/4"x9	10bar/145psi	9370010009034	1/2
1"x3/4"x10	10bar/145psi	9370010010034	1/2
1"x3/4"x11	10bar/145psi	9370010011034	1/2
1"x3/4"x12	10bar/145psi	9370010012034	1/2
1"x3/4"x13	10bar/145psi	9370010013034	1/2

- Distribution manifold in stainless steel AISI 304L.
 Available sizes: 1".
 Maximum working pressure: 10 bar.
 Maximum working temperature: 80°C.
 Threads: ISO 228 (equivalent to DIN EN ISO 228 and BS EN ISO 228).
 Outlets: from 2 to 13, 3/4" Eurokonus.
 Outlet centre distance: mm.50.



100% TESTED

PRE-ASSEMBLED STAINLESS STEEL MANIFOLDS
937M
Single manifold, with manual shut-off valves with handles


SIZE	PRESSURE	CODE	PACKING
1"x3/4"x2	10bar/145psi	9370010002034M	1/12
1"x3/4"x3	10bar/145psi	9370010003034M	1/12
1"x3/4"x4	10bar/145psi	9370010004034M	1/8
1"x3/4"x5	10bar/145psi	9370010005034M	1/8
1"x3/4"x6	10bar/145psi	9370010006034M	1/8
1"x3/4"x7	10bar/145psi	9370010007034M	1/3
1"x3/4"x8	10bar/145psi	9370010008034M	1/2

- Distribution manifold in stainless steel AISI 304L.
Available sizes: 1".
Maximum working pressure: 10 bar.
Maximum working temperature: 80°C.
Threads: ISO 228 (equivalent to DIN EN ISO 228 and BS EN ISO 228).
Outlets: from 2 to 8, 3/4" Eurokonus.
Outlet centre distance: mm.50.
- Equipped with manual shut-off valves.

942
Single manifold with shut-off valves preset for electrothermal actuators - with caps


SIZE	PRESSURE	CODE	PACKING
1"x3/4"x2	10bar/145psi	9420010002034	1/12
1"x3/4"x3	10bar/145psi	9420010003034	1/12
1"x3/4"x4	10bar/145psi	9420010004034	1/8
1"x3/4"x5	10bar/145psi	9420010005034	1/8
1"x3/4"x6	10bar/145psi	9420010006034	1/8
1"x3/4"x7	10bar/145psi	9420010007034	1/3
1"x3/4"x8	10bar/145psi	9420010008034	1/2
1"x3/4"x9	10bar/145psi	9420010009034	1/2
1"x3/4"x10	10bar/145psi	9420010010034	1/2
1"x3/4"x11	10bar/145psi	9420010011034	1/2
1"x3/4"x12	10bar/145psi	9420010012034	1/2
1"x3/4"x13	10bar/145psi	9420010013034	1/2

- Distribution manifold in stainless steel AISI 304L.
Available sizes: 1".
Maximum working pressure: 10 bar.
Maximum working temperature: 80°C.
Threads: ISO 228 (equivalent to DIN EN ISO 228 and BS EN ISO 228).
Outlets: from 2 to 13, 3/4" Eurokonus.
Outlet centre distance: mm.50.
- Shut-off valves preset for electrothermal actuators.


947
Single manifold, with 3/4" Eurokonus outlets


SIZE	PRESSURE	CODE	PACKING
1"x3/4"x2	10bar/145psi	9470010002034	2/24
1"x3/4"x3	10bar/145psi	9470010003034	2/24
1"x3/4"x4	10bar/145psi	9470010004034	2/16
1"x3/4"x5	10bar/145psi	9470010005034	2/16
1"x3/4"x6	10bar/145psi	9470010006034	2/16
1"x3/4"x7	10bar/145psi	9470010007034	2/6
1"x3/4"x8	10bar/145psi	9470010008034	2/4
1"x3/4"x9	10bar/145psi	9470010009034	2/4
1"x3/4"x10	10bar/145psi	9470010010034	2/4
1"x3/4"x11	10bar/145psi	9470010011034	2/4
1"x3/4"x12	10bar/145psi	9470010012034	2/4
1"x3/4"x13	10bar/145psi	9470010013034	2/4

- Distribution manifold in stainless steel AISI 304L.
Available sizes: 1".
Maximum working pressure: 10 bar.
Maximum working temperature: 80°C.
Threads: ISO 228 (equivalent to DIN EN ISO 228 and BS EN ISO 228).
Outlets: from 2 to 13, 3/4" Eurokonus.
Outlet centre distance: mm.50.


METAL BOXES FOR MANIFOLDS
498
Metal box for manifolds


SIZE	CODE	PACKING
500x600x(80-130)	498500600	1/1
600x600x(80-130)	498600600	1/1
700x600x(80-130)	498700600	1/1
800x600x(80-130)	498800600	1/1
1000x600x(80-130)	498100600	1/1
1100x600x(80-130)	4981100600	1/1

- Complete with basement and support for floor installation. Equipped with plaster protection.
- Enclosure, telescopic door frame and door in zincplated steel. The telescopic door frame and the door are painted. Adjustable depth: from mm. 80 to mm. 130. Minimum depth for Itap manifolds installation: mm. 90. Adjustable height: from mm. 700 to mm. 800.

498R
Metal box for manifolds - compact model


SIZE	CODE	PACKING
500x450x(90-130)	498500450	1/1
600x450x(90-130)	498600450	1/1
700x450x(90-130)	498700450	1/1
850x450x(90-130)	498850450	1/1
1000x450x(90-130)	4981000450	1/1
1100x450x(90-130)	4981100450	1/1

- Complete with basement and support for floor installation. Equipped with plaster protection.
- Zincplated steel enclosure, telescopic, door frame and door. The telescopic door frame and the door are painted. Adjustable depth: mm. 90 to mm. 130. Minimum depth for Itap manifolds installation: mm. 90. Overall height: mm. 575.

498ST
Mounting brackets in steel for metal boxes art. 498 and 498R

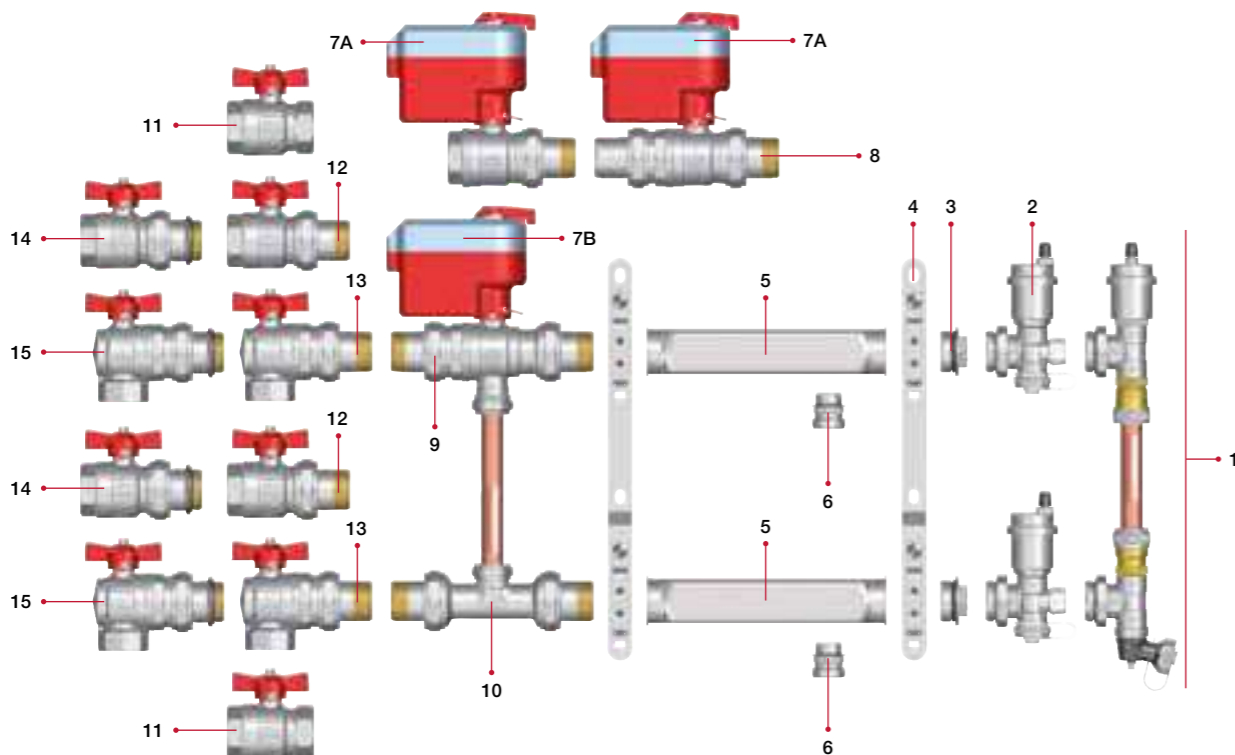

SIZE	CODE	PACKING
3/4"	498ST034K	1/20
1"	498ST100K	1/20
1"1/4	498ST114K	1/20

SIZE	CODE	PACKING
1"	498ST100KM	1/20

SIZE	CODE	PACKING
1"	498ST100KMB	1/20

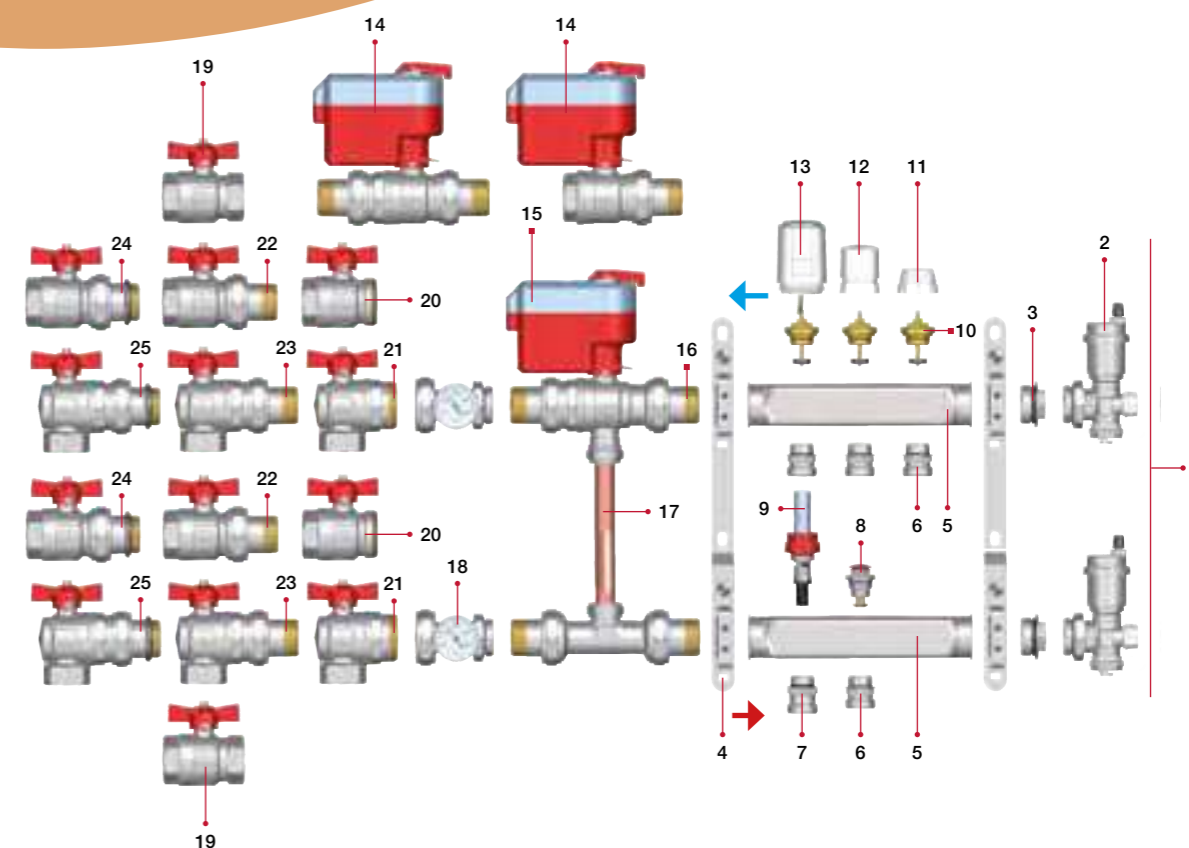
- The set includes a pair of brackets with screws and fixings. For installation in box art. 498 - 498R:
- - 498STK: Standard version: centres distance mm. 200, offset: 12mm. Suitable for outlets pipe up to 20mm.
- 498STKM: Deeper version: centres distance mm. 200, offset: 30mm. Suitable for outlets pipe up to 25mm.
- 498STKMB: Deeper version: centres distance mm. 211, offset: 30mm. Suitable for outlets pipe up to 25mm.

ACCESSORIES CHART ART. 852 MANIFOLDS IN METAL BOXES



POS	ART	DESCRIPTION	CHP	PG
1	860BY	Off-centre by-pass kit	5	138
2	489AR	Adjustable end piece with drain valve and automatic air vent valve	5	140
3	494	Male end cap with o-ring	5	146
4	498ST	Mounting brackets in steel for metal boxes	5	123
5	852	Stainless steel manifold	5	115
6	518N	Male/male adapter	5	139
7A	990 - 991 989	Electric actuator for zone ball valves Electric actuator for 2-way zone ball valves	5	107
7B	990 - 991	Electric actuator for zone ball valves	5	107
8	980 - 981	2-way zone ball valve - 2-way zone ball valve MM	5	107
9	984	3-way zone ball valve	5	108
10	988	By-pass kit for zone valves	5	109
11	092	Ball valve, T handle	2	43
12	098	Ball valve for manifold	2	44
13	298	Angle ball valve for manifold	2	44
14	098S	Ball valve for manifold with o-ring on the union	2	45
15	298S	Angle ball valve for manifold with o-ring on the union	2	45

ACCESSORIES CHART ART. 862 MANIFOLDS IN METAL BOXES



POS	ART	DESCRIPTION	CHP	PG
1	860BY	Off-centre by-pass kit	5	138
2	489AR	Adjustable end piece with drain valve and automatic air vent valve	5	140
3	494	Male end cap	5	146
4	498ST	Mounting brackets in steel for metal boxes	5	123
5	862	Stainless steel manifold	5	115
6	518N	Male/male adapter 1"	5	139
7	471N	Adapter for flow meters - 1"	5	139
8	Vitonde	Lockshield	-	-
9	471FL	Flow meter	5	139
10	Vitonvat	Convertible control spindle	-	-
11	894CPN	Protection cap	-	-
12	894VM	Handle	-	-
13	891M - 891MR -891MR	Electrothermal actuator	5	138
14	990 - 991 989	Electric actuator for zone ball valves - Electric actuator for 2-way zone ball valves	5	107
15	990 - 991	Electric actuator for zone ball valves	5	107
16	984	3-way zone ball valve	5	108
17	988	By-pass kit for zone valves	5	109
18	492BC	Thermometer union complete with thermometer	5	145
19	092	Ball valve, T handle	2	43
20	098SDC	Ball valve for manifolds without union	2	44
21	298SDC	Angle ball valve for manifolds without union	2	45
22	098	Ball valve for manifolds	2	44
23	298	Angle ball valve for manifolds	2	45
24	098S	Ball valve for manifolds with o-ring on the union	2	44
25	298S	Angle ball valve for manifolds with o-ring on the union	2	45

NICKEL-PLATED DISTRIBUTION MANIFOLD MADE OUT OF BRASS BAR
850/50

Nickel-plated distribution manifold made out of brass bar



Disponibile su richiesta

SIZE	PRESSURE	CODE	PACKING
3/4" x 2	10bar/145psi	85000340250	1/69
3/4" x 3	10bar/145psi	85000340350	1/48
3/4" x 4	10bar/145psi	85000340450	1/30
3/4" x 5	10bar/145psi	85000340550	1/30
3/4" x 6	10bar/145psi	85000340650	1/21
3/4" x 7	10bar/145psi	85000340750	1/21
3/4" x 8	10bar/145psi	85000340850	1/15
3/4" x 9	10bar/145psi	85000340950	1/15
3/4" x 10	10bar/145psi	85000341050	1/15

SIZE	PRESSURE	CODE	PACKING
1" x 2	10bar/145psi	85001000250	1/51
1" x 3	10bar/145psi	85001000350	1/39
1" x 4	10bar/145psi	85001000450	1/24
1" x 5	10bar/145psi	85001000550	1/24
1" x 6	10bar/145psi	85001000650	1/24
1" x 7	10bar/145psi	85001000750	1/12
1" x 8	10bar/145psi	85001000850	1/12
1" x 9	10bar/145psi	85001000950	1/12
1" x 10	10bar/145psi	85001001050	1/12
1" x 11	10bar/145psi	85001001150	1/12
1" x 12	10bar/145psi	85001001250	1/12

SIZE	PRESSURE	CODE	PACKING
1"1/4 x 2	10bar/145psi	85001140250	1/26
1"1/4 x 3	10bar/145psi	85001140350	1/20
1"1/4 x 4	10bar/145psi	85001140450	1/12
1"1/4 x 5	10bar/145psi	85001140550	1/8
1"1/4 x 6	10bar/145psi	85001140650	1/12
1"1/4 x 7	10bar/145psi	85001140750	1/12
1"1/4 x 8	10bar/145psi	85001140850	1/6
1"1/4 x 9	10bar/145psi	85001140950	1/6
1"1/4 x 10	10bar/145psi	85001141050	1/6
1"1/4 x 11	10bar/145psi	85001141150	1/6
1"1/4 x 12	10bar/145psi	85001141250	1/6

- Centres distance: mm.50.
- Nickel-plated distribution manifold made out of profiled brass bars with female outlets, suitable for fittings for copper, PEX, polybutylene or multilayer piping.
- Maximum working temperature: 110°C.
- Threads: ISO 228 (equivalent to DIN EN ISO 228 and BS EN ISO 228).
- Size of the outlets: 1/2" F.


NICKEL-PLATED DISTRIBUTION MANIFOLD MADE OUT OF BRASS BAR
850/38

Nickel-plated distribution manifold made out of brass bar



Disponibile su richiesta

SIZE	PRESSURE	CODE	PACKING
3/4" x 2	10bar/145psi	85000340238	1/81
3/4" x 3	10bar/145psi	85000340338	1/48
3/4" x 4	10bar/145psi	85000340438	1/45
3/4" x 5	10bar/145psi	85000340538	1/30
3/4" x 6	10bar/145psi	85000340638	1/30
3/4" x 7	10bar/145psi	85000340738	1/21
3/4" x 8	10bar/145psi	85000340838	1/15
3/4" x 9	10bar/145psi	85000340938	1/15
3/4" x 10	10bar/145psi	85000341038	1/15

SIZE	PRESSURE	CODE	PACKING
1" x 2	10bar/145psi	85001000238	1/60
1" x 3	10bar/145psi	85001000338	1/39
1" x 4	10bar/145psi	85001000438	1/27
1" x 5	10bar/145psi	85001000538	1/24
1" x 6	10bar/145psi	85001000638	1/30
1" x 7	10bar/145psi	85001000738	1/24
1" x 8	10bar/145psi	85001000838	1/21
1" x 9	10bar/145psi	85001000938	1/12
1" x 10	10bar/145psi	85001001038	1/12
1" x 11	10bar/145psi	85001001138	1/12
1" x 12	10bar/145psi	85001001238	1/12

- Centres distance: mm.38.
- Nickel-plated distribution manifold made out of profiled brass bars with female outlets, suitable for fittings for copper, PEX, polybutylene or multilayer piping.
- Maximum working temperature: 110°C.
- Threads: ISO 228 (equivalent to DIN EN ISO 228 and BS EN ISO 228).
- Size of the outlets: 1/2" F.


860

Nickel-plated distribution manifold made out of brass bar




Disponibile su richiesta

SIZE	PRESSURE	CODE	PACKING
1" x 2	10bar/145psi	86001000250	1/51
1" x 3	10bar/145psi	86001000350	1/39
1" x 4	10bar/145psi	86001000450	1/24
1" x 5	10bar/145psi	86001000550	1/24
1" x 6	10bar/145psi	86001000650	1/24
1" x 7	10bar/145psi	86001000750	1/12
1" x 8	10bar/145psi	86001000850	1/12
1" x 9	10bar/145psi	86001000950	1/12
1" x 10	10bar/145psi	86001001050	1/12
1" x 11	10bar/145psi	86001001150	1/12
1" x 12	10bar/145psi	86001001250	1/12

SIZE	PRESSURE	CODE	PACKING
1"1/4 x 2	10bar/145psi	86001140250	1/26
1"1/4 x 3	10bar/145psi	86001140350	1/20
1"1/4 x 4	10bar/145psi	86001140450	1/12
1"1/4 x 5	10bar/145psi	86001140550	1/8
1"1/4 x 6	10bar/145psi	86001140650	1/12
1"1/4 x 7	10bar/145psi	86001140750	1/12
1"1/4 x 8	10bar/145psi	86001140850	1/8
1"1/4 x 9	10bar/145psi	86001140950	1/8
1"1/4 x 10	10bar/145psi	86001141050	1/8
1"1/4 x 11	10bar/145psi	86001141150	1/8
1"1/4 x 12	10bar/145psi	86001141250	1/6

- Centres distance: mm.50.
- Bilateral outlets.
- Nickel-plated distribution manifold made out of profiled brass bars with female outlets, suitable for fittings for copper, PEX, polybutylene or multilayer piping.
- Maximum working temperature: 110°C.
- Threads: ISO 228 (equivalent to DIN EN ISO 228 and BS EN ISO 228).
- Size of the outlets: 1/2" F.



PRE-ASSEMBLED NICKEL-PLATED BRASS MANIFOLDS

905C

Complete pre-assembled manifold, with flow meters



SIZE	PRESSURE	CODE	PACKING
1"x3/4"x2	6bar/87psi	9050010002034C	1/1
1"x3/4"x3	6bar/87psi	9050010003034C	1/1
1"x3/4"x4	6bar/87psi	9050010004034C	1/1
1"x3/4"x5	6bar/87psi	9050010005034C	1/1
1"x3/4"x6	6bar/87psi	9050010006034C	1/1
1"x3/4"x7	6bar/87psi	9050010007034C	1/1
1"x3/4"x8	6bar/87psi	9050010008034C	1/1
1"x3/4"x9	6bar/87psi	9050010009034C	1/1
1"x3/4"x10	6bar/87psi	9050010010034C	1/1
1"x3/4"x11	6bar/87psi	9050010011034C	1/1
1"x3/4"x12	6bar/87psi	9050010012034C	1/1
1"x3/4"x13	6bar/87psi	9050010013034C	1/1

- Consisting of:
 - 1 return manifold in nickel-plated brass with shut-off valves preset for electrothermal actuators
 - 1 flow manifold in nickel-plated brass with flow meters
 - 2 complete metal brackets
 - 2 shut-off ball valves with thermometers
 - 2 end pieces with air vent valve and drain cock
- Available sizes: 1".
 Maximum working pressure: 6 bar (10 bar for installation test).
 Maximum working temperature: 70°C
 Threads: ISO 228 (equivalent to DIN EN ISO 228 and BS EN ISO 228).
 Outlets: from 2 to 13, 3/4" Eurokonus.
 Outlet centre distance: mm.50.
 Available on demand with deeper mounting brackets art. 498ST without extra charge.
 Available on demand with 1/2" outlets.

In case of use of electric actuators Art. 891M and 891MR, it is suggested to use the off-centre by-pass kit Art. 860BY.
 ATTENTION: manifolds will be supplied mounted on the brackets; accessories will be supplied separately, inside the same box.



910C

Complete pre-assembled manifold, with lockshields



SIZE	PRESSURE	CODE	PACKING
1"x3/4"x2	10bar/145psi	9100010002034C	1/1
1"x3/4"x3	10bar/145psi	9100010003034C	1/1
1"x3/4"x4	10bar/145psi	9100010004034C	1/1
1"x3/4"x5	10bar/145psi	9100010005034C	1/1
1"x3/4"x6	10bar/145psi	9100010006034C	1/1
1"x3/4"x7	10bar/145psi	9100010007034C	1/1
1"x3/4"x8	10bar/145psi	9100010008034C	1/1
1"x3/4"x9	10bar/145psi	9100010009034C	1/1
1"x3/4"x10	10bar/145psi	9100010010034C	1/1
1"x3/4"x11	10bar/145psi	9100010011034C	1/1
1"x3/4"x12	10bar/145psi	9100010012034C	1/1
1"x3/4"x13	10bar/145psi	9100010013034C	1/1

- Consisting of:
 - 1 return manifold in nickel-plated brass with shut-off valves preset for electrothermal actuators
 - 1 flow manifold in nickel-plated brass with lockshields
 - 2 complete metal brackets
 - 2 shut-off ball valves with thermometers
 - 2 end pieces with air vent valve and drain cock
- Available sizes: 1".
 Maximum working pressure: 10 bar.
 Maximum working temperature: 80°C.
 Threads: ISO 228 (equivalent to DIN EN ISO 228 and BS EN ISO 228).
 Outlets: from 2 to 13, 3/4" Eurokonus.
 Outlet centre distance: mm.50.
 Available on demand with deeper mounting brackets art. 498ST without extra charge.
 Available on demand with 1/2" outlets.

In case of use of electric actuators Art. 891M and 891MR, it is suggested to use the off-centre by-pass kit Art. 860BY.
 ATTENTION: manifolds will be supplied mounted on the brackets; accessories will be supplied separately, inside the same box.



100% TESTED

PRE-ASSEMBLED NICKEL-PLATED BRASS MANIFOLDS

915C

Pre-assembled manifold with flow meters



SIZE	PRESSURE	CODE	PACKING
1"x3/4"x2	6bar/87psi	9150010002034C	1/1
1"x3/4"x3	6bar/87psi	9150010003034C	1/1
1"x3/4"x4	6bar/87psi	9150010004034C	1/1
1"x3/4"x5	6bar/87psi	9150010005034C	1/1
1"x3/4"x6	6bar/87psi	9150010006034C	1/1
1"x3/4"x7	6bar/87psi	9150010007034C	1/1
1"x3/4"x8	6bar/87psi	9150010008034C	1/1
1"x3/4"x9	6bar/87psi	9150010009034C	1/1
1"x3/4"x10	6bar/87psi	9150010010034C	1/1
1"x3/4"x11	6bar/87psi	9150010011034C	1/1
1"x3/4"x12	6bar/87psi	9150010012034C	1/1
1"x3/4"x13	6bar/87psi	9150010013034C	1/1

- Consisting of:
 - 1 return manifold in nickel-plated brass with shut-off valves preset for electrothermal actuators
 - 1 flow manifold in nickel-plated brass with flow meters
 - 2 complete metal brackets
- Available sizes: 1".
 Maximum working pressure: 6 bar (10 bar for installation test).
 Maximum working temperature: 70°C
 Threads: ISO 228 (equivalent to DIN EN ISO 228 and BS EN ISO 228).
 Outlets: from 2 to 13, 3/4" Eurokonus.
 Outlet centre distance: mm.50.
 Available on demand with deeper mounting brackets art. 498ST without extra charge.
 Available on demand with 1/2" outlets.

In case of use of electric actuators Art. 891M and 891MR, it is suggested to use the off-centre by-pass kit Art. 860BY.
 ATTENTION: manifolds will be supplied mounted on the brackets.



916C

Pre-assembled manifold with flow meters, air vent valve and drain cock



SIZE	PRESSURE	CODE	PACKING
1"x3/4"x2	6bar/87psi	9160010002034C	1/1
1"x3/4"x3	6bar/87psi	9160010003034C	1/1
1"x3/4"x4	6bar/87psi	9160010004034C	1/1
1"x3/4"x5	6bar/87psi	9160010005034C	1/1
1"x3/4"x6	6bar/87psi	9160010006034C	1/1
1"x3/4"x7	6bar/87psi	9160010007034C	1/1
1"x3/4"x8	6bar/87psi	9160010008034C	1/1
1"x3/4"x9	6bar/87psi	9160010009034C	1/1
1"x3/4"x10	6bar/87psi	9160010010034C	1/1
1"x3/4"x11	6bar/87psi	9160010011034C	1/1
1"x3/4"x12	6bar/87psi	9160010012034C	1/1
1"x3/4"x13	6bar/87psi	9160010013034C	1/1

- Consisting of:
 - 1 return manifold in nickel-plated brass with shut-off valves preset for electrothermal actuators
 - 1 flow manifold in nickel-plated brass with flow meters
 - 2 adjustable end pieces with drain valve and manual air vent valve
 - 2 complete metal brackets
- Available sizes: 1".
 Maximum working pressure: 6 bar (10 bar for installation test).
 Maximum working temperature: 70°C
 Threads: ISO 228 (equivalent to DIN EN ISO 228 and BS EN ISO 228).
 Outlets: from 2 to 13, 3/4" Eurokonus.
 Outlet centre distance: mm.50.
 Available on demand with deeper mounting brackets art. 498ST without extra charge.
 Available on demand with 1/2" outlets.

In case of use of electric actuators Art. 891M and 891MR, it is suggested to use the off-centre by-pass kit Art. 860BY.
 ATTENTION: manifolds will be supplied mounted on the brackets; accessories will be supplied separately, inside the same box.



100% TESTED

PRE-ASSEMBLED NICKEL-PLATED BRASS MANIFOLDS

920C


Pre-assembled manifold with lockshields



SIZE	PRESSURE	CODE	PACKING
1"x3/4"x2	10bar/145psi	9200010002034C	1/1
1"x3/4"x3	10bar/145psi	9200010003034C	1/1
1"x3/4"x4	10bar/145psi	9200010004034C	1/1
1"x3/4"x5	10bar/145psi	9200010005034C	1/1
1"x3/4"x6	10bar/145psi	9200010006034C	1/1
1"x3/4"x7	10bar/145psi	9200010007034C	1/1
1"x3/4"x8	10bar/145psi	9200010008034C	1/1
1"x3/4"x9	10bar/145psi	9200010009034C	1/1
1"x3/4"x10	10bar/145psi	9200010010034C	1/1
1"x3/4"x11	10bar/145psi	9200010011034C	1/1
1"x3/4"x12	10bar/145psi	9200010012034C	1/1
1"x3/4"x13	10bar/145psi	9200010013034C	1/1

- Consisting of:
 - 1 return manifold in nickel-plated brass with shut-off valves preset for electrothermal actuators
 - 1 flow manifold in nickel-plated brass with lockshields
 - 2 complete metal brackets
- Available sizes: 1".
- Maximum working pressure: 10 bar.
- Maximum working temperature: 80°C.
- Threads: ISO 228 (equivalent to DIN EN ISO 228 and BS EN ISO 228).
- Outlets: from 2 to 13, 3/4" Eurokonus.
- Outlet centre distance: mm.50.
- Available on demand with deeper mounting brackets art. 498ST without extra charge.
- Available on demand with 1/2" outlets.

- In case of use of electric actuators Art. 891M and 891MR, it is suggested to use the off-centre by-pass kit Art. 860BY.
- ATTENTION: manifolds will be supplied mounted on the brackets.



925

Single manifold with lockshields



SIZE	PRESSURE	CODE	PACKING
1"x3/4"x2	10bar/145psi	9250010002034	1/12
1"x3/4"x3	10bar/145psi	9250010003034	1/12
1"x3/4"x4	10bar/145psi	9250010004034	1/8
1"x3/4"x5	10bar/145psi	9250010005034	1/8
1"x3/4"x6	10bar/145psi	9250010006034	1/8
1"x3/4"x7	10bar/145psi	9250010007034	1/8
1"x3/4"x8	10bar/145psi	9250010008034	1/3
1"x3/4"x9	10bar/145psi	9250010009034	1/2
1"x3/4"x10	10bar/145psi	9250010010034	1/2
1"x3/4"x11	10bar/145psi	9250010011034	1/2
1"x3/4"x12	10bar/145psi	9250010012034	1/2
1"x3/4"x13	10bar/145psi	9250010013034	1/2

- Available sizes: 1".
- Maximum working pressure: 10 bar.
- Maximum working temperature: 80°C.
- Threads: ISO 228 (equivalent to DIN EN ISO 228 and BS EN ISO 228).
- Outlets: from 2 to 13, 3/4" Eurokonus.
- Outlet centre distance: mm.50.
- Available on demand with 1/2" outlets.



100% TESTED

PRE-ASSEMBLED NICKEL-PLATED BRASS MANIFOLDS

930

Single manifold with flow meters



SIZE	PRESSURE	CODE	PACKING
1"x3/4"x2	6bar/87psi	9300010002034	1/12
1"x3/4"x3	6bar/87psi	9300010003034	1/12
1"x3/4"x4	6bar/87psi	9300010004034	1/8
1"x3/4"x5	6bar/87psi	9300010005034	1/8
1"x3/4"x6	6bar/87psi	9300010006034	1/8
1"x3/4"x7	6bar/87psi	9300010007034	1/8
1"x3/4"x8	6bar/87psi	9300010008034	1/3
1"x3/4"x9	6bar/87psi	9300010009034	1/2
1"x3/4"x10	6bar/87psi	9300010010034	1/2
1"x3/4"x11	6bar/87psi	9300010011034	1/2
1"x3/4"x12	6bar/87psi	9300010012034	1/2
1"x3/4"x13	6bar/87psi	9300010013034	1/2

- Available sizes: 1".
- Maximum working pressure: 6 bar (10 bar for installation test).
- Maximum working temperature: 70°C.
- Threads: ISO 228 (equivalent to DIN EN ISO 228 and BS EN ISO 228).
- Outlets: from 2 to 13, 3/4" Eurokonus.
- Outlet centre distance: mm.50.
- Available on demand with 1/2" outlets.



935

Single manifold, with shut-off valves preset for electrothermal actuators - with handles



SIZE	PRESSURE	CODE	PACKING
1"x3/4"x2	10bar/145psi	9350010002034	1/12
1"x3/4"x3	10bar/145psi	9350010003034	1/12
1"x3/4"x4	10bar/145psi	9350010004034	1/8
1"x3/4"x5	10bar/145psi	9350010005034	1/8
1"x3/4"x6	10bar/145psi	9350010006034	1/8
1"x3/4"x7	10bar/145psi	9350010007034	1/8
1"x3/4"x8	10bar/145psi	9350010008034	1/3
1"x3/4"x9	10bar/145psi	9350010009034	1/2
1"x3/4"x10	10bar/145psi	9350010010034	1/2
1"x3/4"x11	10bar/145psi	9350010011034	1/2
1"x3/4"x12	10bar/145psi	9350010012034	1/2
1"x3/4"x13	10bar/145psi	9350010013034	1/2

- Available sizes: 1".
- Maximum working pressure: 10 bar.
- Maximum working temperature: 80°C.
- Threads: ISO 228 (equivalent to DIN EN ISO 228 and BS EN ISO 228).
- Outlets: from 2 to 13, 3/4" Eurokonus.
- Outlet centre distance: mm.50.
- Available on demand with 1/2" outlets.
- Shut-off valves preset for electrothermal actuators.



100% TESTED

PRE-ASSEMBLED NICKEL-PLATED BRASS MANIFOLDS
940
Single manifold with shut-off valves preset for electrothermal actuators - with caps


SIZE	PRESSURE	CODE	PACKING
1"x3/4"x2	10bar/145psi	9400010002034	1/12
1"x3/4"x3	10bar/145psi	9400010003034	1/12
1"x3/4"x4	10bar/145psi	9400010004034	1/8
1"x3/4"x5	10bar/145psi	9400010005034	1/8
1"x3/4"x6	10bar/145psi	9400010006034	1/8
1"x3/4"x7	10bar/145psi	9400010007034	1/8
1"x3/4"x8	10bar/145psi	9400010008034	1/3
1"x3/4"x9	10bar/145psi	9400010009034	1/2
1"x3/4"x10	10bar/145psi	9400010010034	1/2
1"x3/4"x11	10bar/145psi	9400010011034	1/2
1"x3/4"x12	10bar/145psi	9400010012034	1/2
1"x3/4"x13	10bar/145psi	9400010013034	1/2

- Available sizes: 1".
Maximum working pressure: 10 bar.
Maximum working temperature: 80°C.
Threads: ISO 228 (equivalent to DIN EN ISO 228 and BS EN ISO 228).
Outlets: from 2 to 13, 3/4" Eurokonus.
Outlet centre distance: mm.50.
Available on demand with 1/2" outlets.
- Shut-off valves preset for electrothermal actuators.


945
Single manifold, with 3/4" Eurokonus outlets


SIZE	PRESSURE	CODE	PACKING
1"x3/4"x2	10bar/145psi	9450010002034	2/16
1"x3/4"x3	10bar/145psi	9450010003034	2/24
1"x3/4"x4	10bar/145psi	9450010004034	2/16
1"x3/4"x5	10bar/145psi	9450010005034	2/16
1"x3/4"x6	10bar/145psi	9450010006034	2/16
1"x3/4"x7	10bar/145psi	9450010007034	2/16
1"x3/4"x8	10bar/145psi	9450010008034	2/6
1"x3/4"x9	10bar/145psi	9450010009034	2/4
1"x3/4"x10	10bar/145psi	9450010010034	2/4
1"x3/4"x11	10bar/145psi	9450010011034	2/4
1"x3/4"x12	10bar/145psi	9450010012034	2/4
1"x3/4"x13	10bar/145psi	9450010013034	2/4

- Available sizes: 1".
Maximum working pressure: 10 bar.
Maximum working temperature: 80°C.
Threads: ISO 228 (equivalent to DIN EN ISO 228 and BS EN ISO 228).
Outlets: from 2 to 13, 3/4" Eurokonus.
Outlet centre distance: mm.50.


100% TESTED
METAL BOXES FOR MANIFOLDS
498
Metal box for manifolds


SIZE	CODE	PACKING
500x600x(80-130)	498500600	1/1
600x600x(80-130)	498600600	1/1
700x600x(80-130)	498700600	1/1
800x600x(80-130)	498800600	1/1
1000x600x(80-130)	498100600	1/1
1100x600x(80-130)	4981100600	1/1

- Complete with basement and support for floor installation. Equipped with plaster protection.
- Enclosure, telescopic door frame and door in zincplated steel. The telescopic door frame and the door are painted. Adjustable depth: from mm. 80 to mm. 130. Minimum depth for Itap manifolds installation: mm. 90. Adjustable height: from mm. 700 to mm. 800.

498R
Metal box for manifolds - compact model


SIZE	CODE	PACKING
500x450x(90-130)	498500450	1/1
600x450x(90-130)	498600450	1/1
700x450x(90-130)	498700450	1/1
850x450x(90-130)	498850450	1/1
1000x450x(90-130)	498100450	1/1
1100x450x(90-130)	4981100450	1/1

- Complete with basement and support for floor installation. Equipped with plaster protection.
- Zincplated steel enclosure, telescopic, door frame and door. The telescopic door frame and the door are painted. Adjustable depth: mm. 90 to mm. 130. Minimum depth for Itap manifolds installation: mm. 90. Overall height: mm. 575.

498ST
Mounting brackets in steel for metal boxes art. 498 and 498R

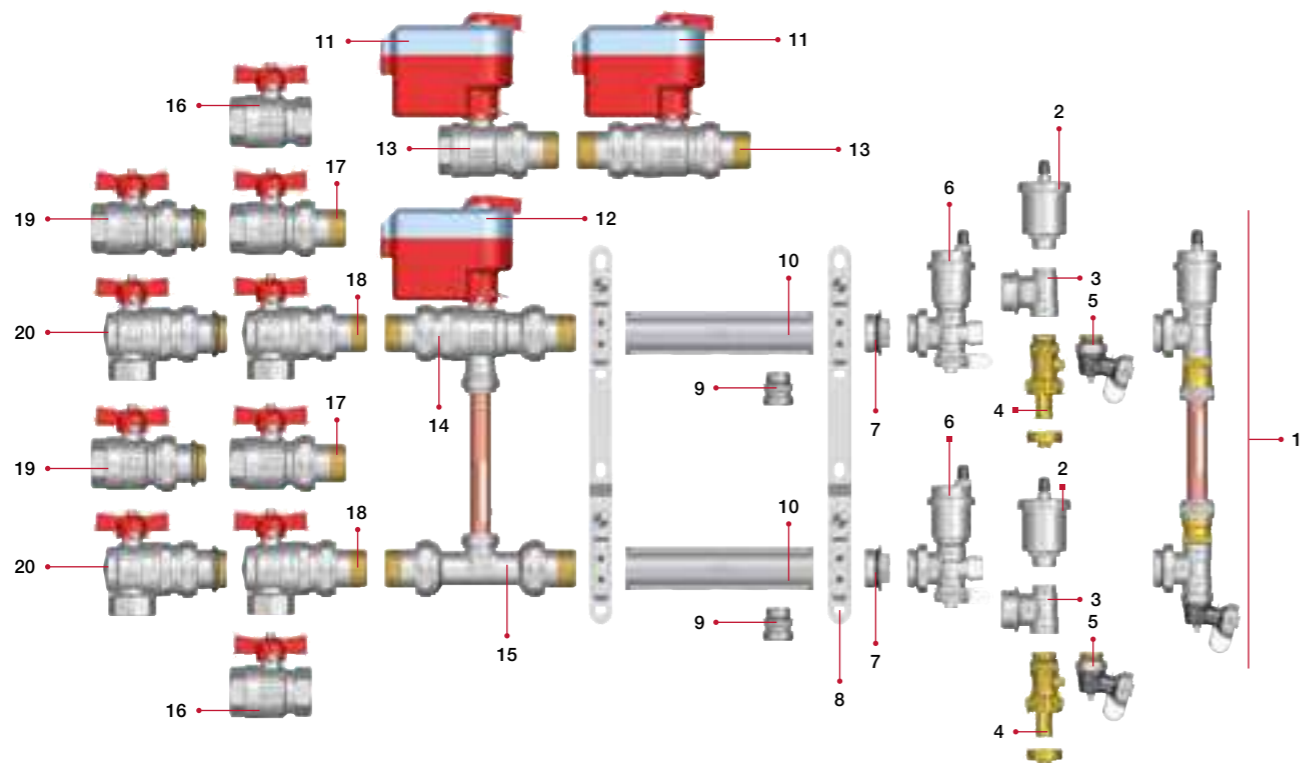

SIZE	CODE	PACKING
3/4"	498ST034K	1/20
1"	498ST100K	1/20
1"1/4	498ST114K	1/20

SIZE	CODE	PACKING
1"	498ST100KM	1/20

SIZE	CODE	PACKING
1"	498ST100KMB	1/20

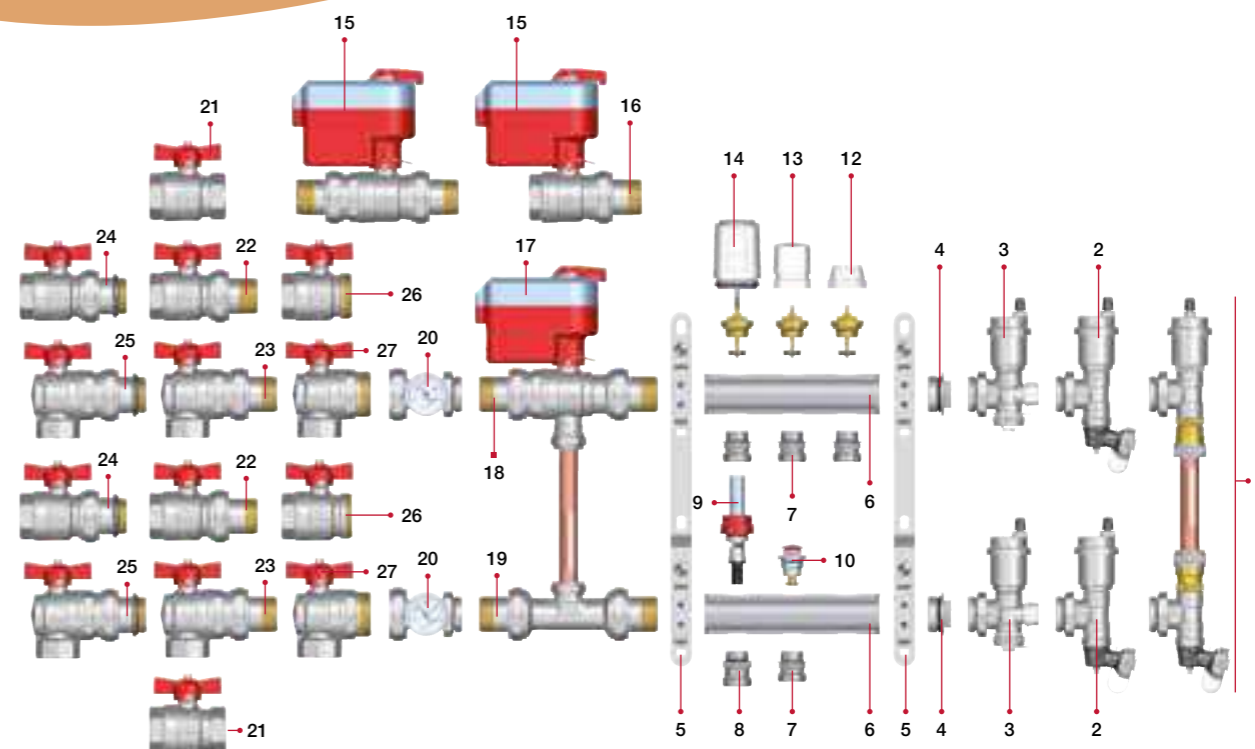
- The set includes a pair of brackets with screws and fixings. For installation in box art. 498 - 498R:
- 498STK: Standard version: centres distance mm. 200, offset: 12mm. Suitable for outlets pipe up to 20mm.
- 498STKM: Deeper version: centres distance mm. 200, offset: 30mm. Suitable for outlets pipe up to 25mm.
- 498STKMB: Deeper version: centres distance mm. 211, offset: 30mm. Suitable for outlets pipe up to 25mm.

ACCESSORIES CHART ART. 850 FOR METAL BOXES




POS	ART	DESCRIPTION	CHP	PG
1	860BY	Kit by-pass eccentrico	5	138
2	362 - 362R	Automatic air vent valve	5	149
3	490	Male 3-way end fitting for manifolds	5	144
4	139	Drain ball valve with brass hose connection	2	60
5	489SO	Adjustable drain cock	5	140
6	489AR	Adjustable end piece with drain valve and automatic air vent valve	5	140
7	494	Male end cap with o-ring	5	146
8	498ST	Mounting brackets in steel for metal boxes	5	133
9	518N	Male/male adapter	5	139
10	850	Distribution manifold in brass bar	5	127
11	990 - 991 989	Electric actuator for zone ball valves Electric actuator for 2-way zone ball	5	107
12	990 - 991	Electric actuator for zone ball valves	5	107
13	980 - 981	2-way zone ball valve - 2-way zone ball valve M/M	5	107
14	984	3-way zone ball valve	5	108
15	988	By-pass kit for zone ball valves	5	109
16	092	Ball valve, T handle	2	43
17	098	Ball valve for manifolds	2	44
18	298	Angle ball valve for manifolds	2	45
19	098S	Ball valve for manifolds with o-ring on the union	2	44
20	298S	Angle ball valve for manifolds with o-ring on the union	2	45

ACCESSORIES CHART ART. 860 FOR METAL BOXES



POS	ART	DESCRIPTION	CHP	PG
1	860BY	Off-centre by-pass kit	5	138
2	489A	Adjustable end piece with drain valve and automatic air vent valve	5	140
3	489AR	Adjustable end piece with drain valve and automatic air vent valve	5	140
4	494	Male end cap	5	146
5	498ST	Mounting brackets in steel for metal boxes	5	133
6	860	Brass bar manifold	5	127
7	518N	Male/male adapter 1"	5	139
8	471N	Adapter for flow meters - 1" manifold	5	139
9	471FL	Flow meter	5	139
10	Vitonde	Lockhields	-	-
11	Vitonvat	Convertible control spindle	-	-
12	894CP	Protection cap	-	-
13	894VM	Handle	-	-
14	891M - 891MR	Electrothermal actuator	5	138
15	990 - 991 989	Electric actuator for zone ball valves Electric actuator for 2-way zone ball valves	5	107
16	980 - 981	2-way zone ball valve - 2-way zone ball valve M/M	5	107
17	990 - 991	Electric actuators for zone ball valves	5	107
18	984	3-way zone ball valve	5	108
19	988	By-pass kit for zone ball valves	5	109
20	492BC	Thermometer union complete with thermometer	5	145
21	092	Ball valve F/F	2	43
22	098	Ball valve for manifolds	2	44
23	298	Angle ball valve for manifolds	2	45
24	098S	Ball valve for manifolds with o-ring on the union	2	44
25	298S	Angle ball valve for manifolds with o-ring on the union	2	45
26	098SDC	Ball valve for manifolds without union	2	44
27	298SDC	Angle ball valve for manifolds without union	2	45

SET POINT REGULATING UNIT
949
Set point regulating unit


SIZE	PRESSURE	CODE	PACKING
1"	6bar/87psi	9490100200CPF	1/2
1"	6bar/87psi	9490100200SPF	1/4

☛ The set point regulating unit is used for underfloor heating systems and installed directly on the manifold in the box, thanks to its small overall dimensions. The minimum depth of the metal box required for the installation of the regulation unit is 90 mm. The regulation consists of lowering and keeping constant the temperature of the medium fluid using a 3-way mixing valve equipped with an adjustable thermostatic head with a built-in sensor. A circulation pump (supplied on request) allows the fluid to circulate through the pipes, while a safety thermostat limits the maximum flow temperature to 55°. The regulating unit is assembled on the manifold using swivelling nuts. This makes it easy to remove for maintenance or other requirements.

- ☛ Consisting of:
 - 3-way mixing valve
 - Thermostatic head with built-in sensor
 - Safety cutoff (factory set at 55°C)
 - Thermometer (scale 0°-80°C) fitted to the flow and return pipes
 - Low energy consumption pump (on demand)
- ☛ Technical specifications:
 - Medium fluid: water, glycolate solutions max. 30%
 - Temperature setting: 20°C – 55°C
 - Maximum working pressure: 6 bar
 - Body and fittings: nickel-plated brass
 - Available size: 1"
 - ISO 228 threads (equivalent to DIN EN ISO 228 and BS EN ISO 228)
- ☛ Supplied with low energy consumption pump (9490100200CPF) or without low energy consumption pump (9490100200SPF). For a right installation of the set point regulating unit we suggest to use one of the following mounting brackets:
 - Art. 498STK with centres distance mm 200 and offset mm 12.
 - Art. 949ST.

949CEF
Wiring case for pump connection


CODE	PACKING
949CEF	1/4

- ☛ Including all the connections required for the correct operation of art. 949 regulating unit:
 - boiler enablement (NO)
 - room thermostat (RT)
 - safety cutoff (ST)
 - circulator power supply (PUMP)
- It has to be powered at 230V.

949BY
Primary circuit by-pass kit


SIZE	PRESSURE	CODE	PACKING
1"	6bar/87psi	949BY100	1/12

- ☛ To be installed before art. 949 regulating unit. It allows the flow circulation in the primary circuit. Adjustable for differential pressure between 10 and 30 kPa. Maximum operating temperature: 100°C (without steam). Maximum operating pressure: 6 bar. Available size: 1". Threads: ISO 228 (equivalent to DIN EN ISO 228 and BS EN ISO 228). Supplied with a pair of flat EPDM washer.

894K
Pair of union connections, flat seat


SIZE	PRESSURE	CODE	PACKING
1"	10bar/145psi	894DC100MPK	1/100

- ☛ These are required for connecting art. 092K ball valve kit to art. 949 regulating unit. Body in nickel-plated brass. O-ring in EPDM. Maximum operating temperature: 100°C (without steam). Maximum working pressure: 10 bar. Available size: 1" M x 1" F. Supplied with a pair of fibre washer.

SET POINT REGULATING UNIT
092K
Ball valves kit


SIZE	PRESSURE	CODE	PACKING
1"	40bar/580psi	0920100K	1/26

- ☛ Female/female threads. T handle in aluminium. Body in nickel-plated brass. Minimum and maximum working temperatures: -20°C, 150°C in absence of steam. Threads: ISO 228 (equivalent to DIN EN ISO 228 and BS EN ISO 228).

498
Metal box for manifolds


SIZE	CODE	PACKING
600x600x(80-130)	498600600	1/1
700x600x(80-130)	498700600	1/1
800x600x(80-130)	498800600	1/1
1000x600x(80-130)	4981000600	1/1
1100x600x(80-130)	4981100600	1/1

- ☛ Complete with basement and support for floor installation. Equipped with plaster protection.
- ☛ Enclosure, telescopic door frame and door in zincplated steel. The telescopic door frame and the door are painted. Adjustable depth: from mm. 80 to mm. 130. Minimum depth for Itap manifolds installation: mm. 90. Adjustable height: from mm. 700 to mm. 800.

498R
Metal box for manifolds - compact model


SIZE	CODE	PACKING
500x450x(90-130)	498500450	1/1
600x450x(90-130)	498600450	1/1
700x450x(90-130)	498700450	1/1
850x450x(90-130)	498850450	1/1
1000x450x(90-130)	4981000450	1/1
1100x450x(90-130)	4981100450	1/1

- ☛ Complete with basement and support for floor installation. Equipped with plaster protection.
- ☛ Zincplated steel enclosure, telescopic, door frame and door. The telescopic door frame and the door are painted. Adjustable depth: mm. 90 to mm. 130. Minimum depth for Itap manifolds installation: mm. 90. Overall height: mm. 575.

498ST
Mounting brackets in steel for metal boxes art. 498 and 498R


SIZE	CODE	PACKING
1"	498ST100K	1/20

- ☛ The set includes a pair of brackets with screws and fixings. For installation in box art. 498 - 498R:
 - 498STK: Standard version: centres distance mm. 200, offset: 12mm. Suitable for outlets pipe up to 20mm.

949ST
Mounting brackets in steel for metal boxes art. 498 and 498R


SIZE	CODE	PACKING
1"	949ST211K	1/20

- ☛ The set includes a pair of brackets with screws and fixings. 4 spacers included.
 - 949ST: centres distance mm. 211, offset: 6,5mm.

915CK
Extension kit for manifolds


SIZE	PRESSURE	CODE	PACKING
1"X3/4"X1"	6bar/87psi	9150010001034CK	1/12

- Consisting of:
 - 1 flow manifold in nickel-plated brass with flow meter
 - 1 return manifold in nickel-plated brass with shut-off valve preset for electrothermal actuator
 - 2 adjustable male/male fittings with o-ring
- Maximum working temperature: 70°C
- Maximum working pressure: 6 bar.
- Threads: ISO228 (equivalent to DIN EN ISO 228 and BS EN ISO 228).

497
Adjustable male/male fitting with O-ring


SIZE	PRESSURE	CODE	PACKING
1"	10bar/145psi	4970100	20/120

- Available size: 1"x1".
- Body in nickel-plated brass.
- Maximum working temperature: 100°C.
- Maximum working pressure: 10 bar.
- Threads: ISO 228 (equivalent to DIN EN ISO 228 and BS EN ISO 228).

860BY
Off-centre by-pass kit


SIZE	PRESSURE	CODE	PACKING
1"	10bar/145psi	860BY	1/22

- Consisting of:
 - 2 adjustable end pieces
 - off-centre by-pass pipe
 - adjustable drain valve
 - air vent valve
- Fixed setting: 0,25 bar.
- Maximum working temperature: 80°C.
- Threads: ISO228 (equivalent to DIN EN ISO 228 and BS EN ISO 228).
- To be installed in metal boxes art. 498 - 498R with manifolds made out of brass bar or stainless steel.

891M
Electrothermal actuator


SIZE	CODE	PACKING
230-2fili	891M2302NC	1/50
230-4fili	891M2304NC	1/26

- Suitable for pre-assembled manifolds.
- Normally closed, on-off operation.
- Power supply voltage: 230V.
- Power consumption: 1W.
- Minimum and maximum working ambient temperatures: 0°C, 60°C.
- Maximum differential pressure: 1,5 bar.
- Class of protection: IP54.
- Available with 2 cables or 4 cables with an auxiliary microswitch.
- Capacity of the auxiliary connection: 300mA.
- CE marked.

891MR
Electrothermal actuator



SIZE	CODE	PACKING
230-2fili	891M2302NCR	1/56

- Suitable for pre-assembled manifolds.
- Normally closed, on-off operation.
- Power supply voltage: 230V.
- Power consumption: 1,2W.
- Minimum and maximum working ambient temperatures: 0°C, 60°C.
- Maximum differential pressure: 1,5 bar.
- Class of protection: IP54.
- Available with 2 cables only.
- CE marked.

471FL
Flow meter


SIZE	CODE	PACKING
1/2"	471FL	1/200

- Flow meter to measure the flow of water in a circuit
- including a device to adjust the flow.
- to be installed with flow manifold.
- Body in nickel-plated brass.
- Scale: 0-5 l/min.
- Accuracy of reading: +/- 10%.
- Maximum working temperature: 70°C.
- Threads: ISO228 (equivalent to DIN EN ISO 228 and BS EN ISO 228).

471N
Adapter for flow meters - 1" manifolds



SIZE	PRESSURE	CODE	PACKING
1/2" - 3/4" EUROKONUS	20bar/290psi	4710012034N	20/340

- Adapter for flow meters, suitable for 1" manifolds.
- Available sizes: 1/2"x3/4" eurokonus.
- Body in nickel-plated brass.
- Maximum working temperature: 100°C.
- Threads: ISO228 (equivalent to DIN EN ISO 228 and BS EN ISO 228).

518N
Male/male adapter - 1" manifolds


SIZE	PRESSURE	CODE	PACKING
1/2" - 1/2"	20bar/290psi	5180012012N	30/570
1/2" - 3/4" EUROKONUS	20bar/290psi	5180012034N	20/440

- Available size: 1/2"x1/2", 1/2"x3/4" eurokonus.
- Body in nickel-plated brass.
- Maximum working temperature: 100°C.
- Threads: ISO228 (equivalent to DIN EN ISO 228 and BS EN ISO 228).
- Thread G: available in size 1/2" with conical seat and inner diameter mm.16 or in size 3/4" eurokonus.
- 1/2"x1/2" size is also suitable as adapter for flow meters on 1" manifolds.

519N
Male/male adapter - 1 1/4 manifolds


SIZE	PRESSURE	CODE	PACKING
1/2" - 3/4" EUROKONUS	20bar/290psi	5190012034N	20/360

- Available size: 1/2"x3/4" eurokonus.
- Body in nickel-plated brass.
- Maximum working temperature: 100°C.
- Threads: ISO228 (equivalent to DIN EN ISO 228 and BS EN ISO 228).
- It is also suitable as adapter for flow meters on 1 1/4 manifolds.

489AR
Nickel-plated adjustable end piece with drain valve and automatic air vent valve


SIZE	PRESSURE	CODE	PACKING
1"	10bar/145psi	4890100AR	2/44

- Consisting of:
 - adjustable male end fitting for manifolds
 - automatic air vent valve
 - drain valve
- Maximum working temperature: 80°C.
Threads: ISO228 (equivalent to DIN EN ISO 228 and BS EN ISO 228).

489MR
Nickel-plated adjustable end piece with drain valve and manual air vent valve


SIZE	PRESSURE	CODE	PACKING
1"	10bar/145psi	4890100MR	2/52

- Consisting of:
 - adjustable male end fitting for manifolds
 - manual air vent valve
 - drain valve
- Maximum working temperature: 80°C.
Threads: ISO228 (equivalent to DIN EN ISO 228 and BS EN ISO 228).

489A
Nickel-plated adjustable end piece with drain valve and automatic air vent valve


SIZE	PRESSURE	CODE	PACKING
1"	10bar/145psi	4890100A	1/26
1 1/4"	10bar/145psi	4890114A	1/26

- Consisting of:
 - adjustable male end fitting for manifolds
 - automatic air vent valve
 - adjustable drain valve
- Maximum working temperature: 80°C.
Threads: ISO228 (equivalent to DIN EN ISO 228 and BS EN ISO 228).

489M
Nickel-plated adjustable end piece with drain valve and manual air vent valve


SIZE	PRESSURE	CODE	PACKING
1"	10bar/145psi	4890100M	1/26
1 1/4"	10bar/145psi	4890114M	1/26

- Consisting of:
 - adjustable male end fitting for manifolds
 - manual air vent valve
 - adjustable drain valve
- Maximum working temperature: 80°C.
Threads: ISO228 (equivalent to DIN EN ISO 228 and BS EN ISO 228).

489SO
Adjustable drain valve



SIZE	PRESSURE	CODE	PACKING
1/2"	10bar/145psi	4890012SO	35/210

- Body in brass.
 - Adjustable outflow in polymer.
- Maximum working temperature: 80°C.
Threads: ISO 228 (equivalent to DIN EN ISO 228 and BS EN ISO 228).

COP100
Insulation shells for manifolds


CODE	PACKING
COP100	1/6

- The insulation shells are suitable for our stainless steel manifolds art. 852 and 862.
- One pair of shells are suitable to insulate one distribution manifold.
- Available in just one size. Insulation shells have to be cut according to manifolds length.

COP100 POSITIONING


098RSK

Straight ball valves kit – Compact



SIZE	PRESSURE	CODE	PACKING
1"	40bar/580psi	0980100RSK	1/26

- Kit consisting of: 2 ball valves, red and blue T handles.
- Available size: 1".
- Male/female threads.
- T handle in aluminium.
- Body in nickel-plated brass.
- Minimum and maximum working temperatures: -20°C, 150°C in absence of steam.
- Threads: ISO 228 (equivalent to DIN EN ISO 228 and BS EN ISO 228).

298RSK

Angle ball valves kit – Compact




SIZE	PRESSURE	CODE	PACKING
1"	40bar/580psi	2980100RSK	1/22

- Kit consisting of: 2 ball valves, red and blue T handles.
- Available size: 1".
- Male/female threads.
- T handle in aluminium.
- Body in nickel-plated brass.
- Minimum and maximum working temperatures: -20°C, 150°C in absence of steam.
- Threads: ISO 228 (equivalent to DIN EN ISO 228 and BS EN ISO 228).

487K01R

Straight ball valves kit and thermometer – Compact




SIZE	PRESSURE	CODE	PACKING
1"	40bar/580psi	4870100K01R	1/22

- Kit consisting of: 2 ball valves, red and blue T handles.
- Available size: 1".
- Male/female threads.
- T handle in aluminium.
- Body in nickel-plated brass.
- Minimum and maximum working temperatures: -20°C, 150°C in absence of steam.
- Thermometer: scale 0°C, 80°C – diameter mm. 40
- Threads: ISO 228 (equivalent to DIN EN ISO 228 and BS EN ISO 228).

487K02R

Angle ball valves kit and thermometer – Compact



SIZE	PRESSURE	CODE	PACKING
1"	10bar/145psi	4870100K02R	1/12

- Kit consisting of: 2 ball valves, red and blue T handles.
- Available size: 1".
- Male/female threads.
- T handle in aluminium.
- Body in nickel-plated brass.
- Minimum and maximum working temperatures: -20°C, 150°C in absence of steam.
- Thermometer: scale 0°C, 80°C – diameter mm. 40
- Threads: ISO 228 (equivalent to DIN EN ISO 228 and BS EN ISO 228).

098SK

Straight ball valves kit



SIZE	PRESSURE	CODE	PACKING
3/4"X1"	40bar/580psi	0980034100SK	1/26
1"	40bar/580psi	0980100SK	1/22

- Kit consisting of: 2 ball valves art. 098S, red and blue T handles.
- Available size: 1".
- Male/female threads.
- T handle in aluminium.
- Body in nickel-plated brass.
- Minimum and maximum working temperatures: -20°C, 150°C in absence of steam.
- Threads: ISO 228 (equivalent to DIN EN ISO 228 and BS EN ISO 228).
- Code 0980034100SK: 3/4"FX1"M

298SK

Angle ball valves kit



SIZE	PRESSURE	CODE	PACKING
1"	40bar/580psi	2980100SK	1/12

- Kit consisting of: 2 ball valves art. 298S, red and blue T handles.
- Available size: 1".
- Male/female threads.
- T handle in aluminium.
- Body in nickel-plated brass.
- Minimum and maximum working temperatures: -20°C, 150°C in absence of steam.
- Threads: ISO 228 (equivalent to DIN EN ISO 228 and BS EN ISO 228).

487K01

Straight ball valves and thermometer union kit



SIZE	PRESSURE	CODE	PACKING
1"	10bar/145psi	4870100K01	1/22

- Kit consisting of: 2 ball valves art. 098SDC, red and blue T handles and 2 thermometer unions complete with thermometers art. 492BC.
- Available size: 1".
- Valves specifications: Male/female threads.
- T handle in aluminium.
- Body in nickel-plated brass.
- Minimum and maximum working temperatures: -20°C, 150°C in absence of steam.
- Threads: ISO228 (equivalent to DIN EN ISO 228 and BS EN ISO 228).
- Male thread with conical seat.
- Thermometer unions specifications: Body in nickel-plated brass.
- O-ring in NBR.
- Thermometer range: 0°C, 80°C.
- Diameter: mm.40.
- Maximum working temperature: 80°C.
- Threads: ISO 228 (equivalent to DIN EN ISO 228 and BS EN ISO 228).

487K02

Angle ball valves and thermometer union kit



SIZE	PRESSURE	CODE	PACKING
1"	10bar/145psi	4870100K02	1/12

- Kit consisting of: 2 ball valves art. 298SDC, red and blue T handles and 2 thermometer unions complete with thermometers art. 492BC.
- Available size: 1".
- Valves specifications: Male/female threads.
- T handle in aluminium.
- Body in nickel-plated brass.
- Minimum and maximum working temperatures: -20°C, 150°C in absence of steam.
- Threads: ISO228 (equivalent to DIN EN ISO 228 and BS EN ISO 228).
- Male thread with conical seat.
- Thermometer unions specifications: Body in nickel-plated brass.
- O-ring in NBR.
- Thermometer range: 0°C, 80°C.
- Diameter: mm.40.
- Maximum working temperature: 80°C.
- Threads: ISO 228 (equivalent to DIN EN ISO 228 and BS EN ISO 228).

492N
Surface thermometer


CODE	PACKING
492N	12/264

- Available diameter: mm. 40
Scale: 0°C - 80°C
- Suitable for stainless steel and brass bar distribution manifolds.

490
Male end fitting for manifolds


SIZE	PRESSURE	CODE	PACKING
3/4"	10bar/145psi	4900034	14/168
1"	10bar/145psi	4900100	12/144
1 1/4"	10bar/145psi	4900114	8/96

- Available sizes: 3/4", 1", 1 1/4" (main connection).
Size of the first outlet: 1/2".
Size of the second outlet: 3/8".
Body in nickel-plated brass.
Maximum working temperature: 110°C.
Threads: ISO228 (equivalent to DIN EN ISO 228 and BS EN ISO 228).

490S
Adjustable male end fitting for manifolds


SIZE	PRESSURE	CODE	PACKING
1"	10bar/145psi	4900100S	12/144
1 1/4"	10bar/145psi	4900114S	8/96

- Available sizes: 1", 1 1/4" (main connection).
Size of the outlets: 1/2".
Body in nickel-plated brass.
O-ring in NBR.
Maximum working temperature: 110°C.
Threads: ISO228 (equivalent to DIN EN ISO 228 and BS EN ISO 228).

491
Female end fitting for manifolds


SIZE	PRESSURE	CODE	PACKING
3/4"	10bar/145psi	4910034	14/210
1"	10bar/145psi	4910100	12/180

- Available sizes: 3/4", 1" (main connection).
Size of the first outlet: 1/2".
Size of the second outlet: 3/8".
Body in nickel-plated brass.
Maximum working temperature: 110°C.
Threads: ISO228 (equivalent to DIN EN ISO 228 and BS EN ISO 228).

492
Thermometer fitting


SIZE	PRESSURE	CODE	PACKING
1"	10bar/145psi	4920100	6/90

- Available size: 1".
Size of the thermometer thread: 1/2".
Body in nickel-plated brass.
Maximum working temperature: 110°C.
Threads: ISO228 (equivalent to DIN EN ISO 228 and BS EN ISO 228).

492B
Thermometer union


SIZE	PRESSURE	CODE	PACKING
1"	10bar/145psi	4920100B	8/112
1 1/4"	10bar/145psi	4920114B	4/48

- Available sizes: 1"M x 1"1/4F, 1"1/4M x 1"1/2F.
Size of the thermometer thread: 3/8".
Body in nickel-plated brass. O-ring in NBR.
Maximum working temperature: 110°C.
Threads: ISO228 (equivalent to DIN EN ISO 228 and BS EN ISO 228).
- Suitable for ball valve art. 098SDC and 298SDC.

492C
Thermometer union complete with thermometer



SIZE	PRESSURE	CODE	PACKING
1"	10bar/145psi	4920100C	4/104

- Available size: 1".
Body in nickel-plated brass.
Thermometer scale: 0°C-120°C, diameter mm.40.
Thermometer complying with INAIL regulations (ex ISPESEL).
Maximum working temperature: 110°C.
Threads: ISO228 (equivalent to DIN EN ISO 228 and BS EN ISO 228).

492BC
Thermometer union complete with thermometer



SIZE	PRESSURE	CODE	PACKING
1" (DN 25)	10bar/145psi	4920100BC	4/60
1 1/4" (DN 32)	10bar/145psi	4920114BC	4/48

- Available sizes: 1"Mx1"1/4F - 1"1/4Mx1"1/2F.
Body in nickel-plated brass.
O-ring in NBR.
Thermometer scale: 0°C-80°C.
Diameter: mm.40.
Maximum working temperature: 80°C.
Threads: ISO228 (equivalent to DIN EN ISO 228 and BS EN ISO 228).
- Suitable for ball valve art. 098SDC and 298SDC.

ACCESSORIES FOR MANIFOLDS
494
Male end cap with o-ring


SIZE	PRESSURE	CODE	PACKING
3/8"	10bar/145psi	4940038	50/1000
1/2"	10bar/145psi	4940012	40/760
3/4"	10bar/145psi	4940034	26/598
1"	10bar/145psi	4940100	16/352
1 1/4"	10bar/145psi	4940114	12/240

- Body in nickel-plated brass.
- O-ring in EPDM.
- Maximum working temperature: 110°C.
- Threads: ISO 228 (equivalent to DIN EN ISO 228 and BS EN ISO 228).

495
Male end fitting with o-ring



SIZE	PRESSURE	CODE	PACKING
3/4"x3/8"	10bar/145psi	4950034038	26/598
3/4"x1/2"	10bar/145psi	4950034012	26/676
1"x3/8"	10bar/145psi	4950100038	16/352
1"x1/2"	10bar/145psi	4950100012	16/352
1 1/4"x1/2"	10bar/145psi	4950114012	12/264

- Available sizes: 3/4"x3/8", 3/4"x1/2", 1"x3/8", 1"x1/2", 1 1/4"x1/2".
- Body in nickel-plated brass.
- O-ring in EPDM.
- Maximum working temperature: 110°C.
- Threads: ISO228 (equivalent to DIN EN ISO 228 and BS EN ISO 228).

496
Female end cap with washer


SIZE	PRESSURE	CODE	PACKING
1/2"	10bar/145psi	4960012	40/1040
3/4"	10bar/145psi	4960034	26/624
1"	10bar/145psi	4960100	20/300

- Body in nickel-plated brass.
- Washer in NBR.
- Maximum working temperature: 110°C.
- Threads: ISO228 (equivalent to DIN EN ISO 228 and BS EN ISO 228).

482
Pressure gauge, bottom connection, 0-10 bar


SIZE	PRESSURE	CODE	PACKING
1/4"	10bar/145psi	482B014	4/88

- Complying with INAIL regulation (ex ISPESL).
- Diameter mm.63.
- Size of the connection: 1/4".
- Scale: 0-10 bar.
- Taper thread ISO 7/1 R (equivalent to DIN EN 10226-1 and BS EN 10226-1).

ACCESSORIES FOR MANIFOLDS
482R
Pressure gauge, bottom connection, 0-6 bar


SIZE	PRESSURE	CODE	PACKING
1/4"	6bar/87psi	482B014R	4/88

- Complying with INAIL regulation (ex ISPESL).
- Diameter mm.50.
- Size of the connection: 1/4".
- Scale: 0-6 bar.
- Taper thread ISO 7/1 R (equivalent to DIN EN 10226-1 and BS EN 10226-1).

483
Pressure gauge, back connection, 0-10 bar


SIZE	PRESSURE	CODE	PACKING
1/4"	10bar/145psi	483B014	4/88

- Complying with INAIL regulation (ex ISPESL).
- Diameter mm.63.
- Size of the connection: 1/4".
- Scale: 0-10 bar.
- Taper thread ISO 7/1 R (equivalent to DIN EN 10226-1 and BS EN 10226-1).

483R
Pressure gauge, back connection, 0-6 bar


SIZE	PRESSURE	CODE	PACKING
1/4"	6bar/87psi	483B014R	4/88

- Complying with INAIL regulation (ex ISPESL).
- Diameter mm.50.
- Size of the connection: 1/4".
- Scale: 0-6 bar.
- Taper thread ISO 7/1 R (equivalent to DIN EN 10226-1 and BS EN 10226-1).

ACCESSORIES FOR MANIFOLDS
484
Thermometer and pressure gauge, bottom connection


SIZE	PRESSURE	CODE	PACKING
1/2"	6bar/87psi	484B012	2/44

- Diameter mm.80.
- Size of the connection: 1/2".
- Scale: 0°C-120°C, 0-6 bar.
- Taper thread ISO 7/1 R (equivalent to DIN EN 10226-1 and BS EN 10226-1).

485
Thermometer and pressure gauge, back connection


SIZE	PRESSURE	CODE	PACKING
1/2"	4bar/58psi	485B012	2/44

- Diameter mm.63.
- Size of the connection: 1/2".
- Scale: 0°C-120°C, 0-4 bar.
- Taper thread ISO 7/1 R (equivalent to DIN EN 10226-1 and BS EN 10226-1).

493
Thermometer, back connection


SIZE	PRESSURE	CODE	PACKING
3/8"X40	10bar/145psi	493B03840P	10/220
1/2"X40	10bar/145psi	493B01240P	8/176
1/2"X63	10bar/145psi	493B01263P	4/88
1/2"X80	10bar/145psi	493B01280P	2/22

- Complying with INAIL regulation (ex ISPESEL).
- Available diameters: mm.40, mm.63, mm.80.
- Size of the connections: 3/8", 1/2".
- Pin length: mm. 50 (with \varnothing 40 - 63) - mm.100 (with \varnothing 80).
- Scale: 0°C- 80°C (3/8"), 0°C-120°C (1/2").
- Taper thread ISO 7/1 R (equivalent to DIN EN 10226-1 and BS EN 10226-1).

AIR VENT VALVES AND SAFETY VALVES
362
Automatic air-vent valve


SIZE	PRESSURE	CODE	PACKING
3/8"	10bar/145psi	3620038	10/70
1/2"	10bar/145psi	3620012	10/70
3/4"	10bar/145psi	3620034	10/30
1"	10bar/145psi	3620100	10/30

- Body in nickel-plated brass.
- Float in polyethilenic resin.
- Maximum working temperature: 110°C.
- Maximum discharge pressure: 6 bar.
- Threads: ISO 228 (equivalent to DIN EN ISO 228 and BS EN ISO 228).
- Available with NPT thread in the sizes 1/2" - 3/4" - 1"

362R
Automatic air-vent valve, compact


SIZE	PRESSURE	CODE	PACKING
3/8"	10bar/145psi	3620038R	10/70
1/2"	10bar/145psi	3620012R	10/70

- Body in nickel-plated brass.
- Float in polyethilenic resin.
- Maximum working temperature: 110°C.
- Maximum discharge pressure: 6 bar.
- Threads: ISO 228 (equivalent to DIN EN ISO 228 and BS EN ISO 228).

363
Automatic air-vent valve, side outlet


SIZE	PRESSURE	CODE	PACKING
3/8"	10bar/145psi	3630038	10/70
1/2"	10bar/145psi	3630012	10/70

- Body in nickel-plated brass.
- Float in polyethilenic resin.
- Maximum working temperature: 110°C.
- Maximum discharge pressure: 6 bar.
- Threads: ISO 228 (equivalent to DIN EN ISO 228 and BS EN ISO 228).

364
Automatic air-vent valve, side inlet


SIZE	PRESSURE	CODE	PACKING
3/8"	10bar/145psi	3640038	10/70
1/2"	10bar/145psi	3640012	10/70

- Body in nickel-plated brass.
- Float in polyethilenic resin.
- Maximum working temperature: 110°C.
- Maximum discharge pressure: 6 bar.
- Threads: ISO 228 (equivalent to DIN EN ISO 228 and BS EN ISO 228).

364R
Automatic air-vent valve, side inlet, compact


SIZE	PRESSURE	CODE	PACKING
3/8"	10bar/145psi	3640038R	10/70
1/2"	10bar/145psi	3640012R	10/70

- Body in nickel-plated brass.
- Float in polyethilenic resin.
- Maximum working temperature: 110°C.
- Maximum discharge pressure: 6 bar.
- Threads: ISO 228 (equivalent to DIN EN ISO 228 and BS EN ISO 228).

AIR VENT VALVES AND SAFETY VALVES
365
Automatic check valve


SIZE	PRESSURE	CODE	PACKING
3/8"	10bar/145psi	3650038	50/1250
1/2"	10bar/145psi	3650012	50/750

- Suitable for the use together with automatic air vent valves art. 362 - 362R - 363 - 364 - 364R. Body in nickel-plated brass. Maximum working temperature: 110°C. Threads: ISO 228 (equivalent to DIN EN ISO 228 and BS EN ISO 228).

366
Safety relief valve for boilers



SIZE	PRESSURE	CODE	PACKING
1/2"	10bar/145psi	3660012	25/300

- Body in nickel-plated brass. Check and vent spring valve in stainless steel. Check seat in nylon. Check and vent seal in NBR. Maximum working temperature: 120°C. Opening pressure: 8,5 bar. Threads: ISO 228 (equivalent to DIN EN ISO 228 and BS EN ISO 228).

367
Safety relief valve for boilers with lever handle


SIZE	PRESSURE	CODE	PACKING
1/2"	10bar/145psi	3670012	25/225

- Body in nickel-plated brass. Check and vent spring valve in stainless steel. Check seat in nylon. Check and vent seal in NBR. Maximum working temperature: 120°C. Opening pressure: 8,5 bar. Threads: ISO 228 (equivalent to DIN EN ISO 228 and BS EN ISO 228).

194
Air vent valve



SIZE	PRESSURE	CODE	PACKING
1/8"	10bar/145psi	1940018	50/1300
1/4"	10bar/145psi	1940014	50/1200
3/8"	10bar/145psi	1940038	40/640
1/2"	10bar/145psi	1940012	40/520

- Body in chrome-plated brass. Handle in acetalic resin. Maximum working temperature: 90°C. Threads: ISO228 (equivalent to DIN EN ISO 228 and BS EN ISO 228).

AIR VENT VALVES AND SAFETY VALVES
1940
Adjustable nickel-plated air vent valve


SIZE	PRESSURE	CODE	PACKING
1/2"	10bar/145psi	1940012O	40/1040

- Body in nickel-plated brass. Handle in nylon. Maximum working temperature: 110°C. Threads: ISO228 (equivalent to DIN EN ISO 228 and BS EN ISO 228).

195
Adjustable drain valve


SIZE	PRESSURE	CODE	PACKING
1/4"	6bar/87psi	1950014	50/750
3/8"	6bar/87psi	1950038	50/750

- Body in brass. Revolving drain in acetalic resin. Maximum working temperature: 90°C. Threads: ISO228 (equivalent to DIN EN ISO 228 and BS EN ISO 228).

299
Plug for radiators with air vent valve


SIZE	PRESSURE	CODE	PACKING
1" DX	10bar/145psi	2990100D	10/70
1" SX	10bar/145psi	2990100S	10/70

- Body in chrome-plated brass. Nominal pressure: 10 bar. Maximum working temperature: 110°C. Available sizes: 1" right and 1" left. Threads: ISO228 (equivalent to DIN EN ISO 228 and BS EN ISO 228).

DIAPHRAGM SAFETY RELIEF VALVES
DIAPHRAGM SAFETY RELIEF VALVES
368
Diaphragm safety relief valve, female/female thread

1/2"x1/2"

SIZE	PRESSURE	CODE	PACKING
1/2" (DN 15)	1.5	368001215	10/110
1/2" (DN 15)	1.8	368001218	10/110
1/2" (DN 15)	2.5	368001225	10/110
1/2" (DN 15)	3	368001230	10/110
1/2" (DN 15)	4	368001240	10/110
1/2" (DN 15)	6	368001260	10/110

3/4"x3/4"

SIZE	PRESSURE	CODE	PACKING
3/4" (DN 20)	1.5	368003415	10/110
3/4" (DN 20)	1.8	368003418	10/110
3/4" (DN 20)	2.5	368003425	10/110
3/4" (DN 20)	3	368003430	10/110
3/4" (DN 20)	4	368003440	10/110
3/4" (DN 20)	6	368003460	10/110

1"x1"

SIZE	PRESSURE	CODE	PACKING
1" (DN 25)	1.5	368010015	10/70
1" (DN 25)	1.8	368010018	10/70
1" (DN 25)	2.5	368010025	10/70
1" (DN 25)	3	368010030	10/70
1" (DN 25)	4	368010040	10/70
1" (DN 25)	6	368010060	10/70

- Body in nickel-plated brass.
Diaphragm: EPDM.
Spring: stainless steel.
Nominal pressure: 10 bar.
Working temperatures: 5°C - 110°C.
Opening overpressure: 20%.
Closing differential: 20%.
Available settings: 1,5 - 1,8 - 2,5 - 3 - 4 - 6 bar.
Threads: ISO 228 (equivalent to DIN EN ISO 228 and BS EN ISO 228).


368M
Diaphragm safety relief valve with pressure gauge connection, female/female thread

1/2"x1/2", gauge connection 1/4"

SIZE	PRESSURE	CODE	PACKING
1/2" (DN 15)	1.5	368001215M	10/110
1/2" (DN 15)	1.8	368001218M	10/110
1/2" (DN 15)	2.5	368001225M	10/110
1/2" (DN 15)	3	368001230M	10/110
1/2" (DN 15)	4	368001240M	10/110
1/2" (DN 15)	6	368001260M	10/110

- Body in nickel-plated brass.
Diaphragm: EPDM.
Spring: stainless steel.
Nominal pressure: 10 bar.
Working temperatures: 5°C - 110°C.
Opening overpressure: 20%.
Closing differential: 20%.
Available settings: 1,5 - 1,8 - 2,5 - 3 - 4 - 6 bar.
Threads: ISO 228 (equivalent to DIN EN ISO 228 and BS EN ISO 228).


369M
Diaphragm safety relief valve with pressure gauge connection, male/female thread

1/2"x1/2", gauge connection 1/4"

SIZE	PRESSURE	CODE	PACKING
1/2" (DN 15)	1.5	369001215M	10/110
1/2" (DN 15)	1.8	369001218M	10/110
1/2" (DN 15)	2.5	369001225M	10/110
1/2" (DN 15)	3	369001230M	10/110
1/2" (DN 15)	4	369001240M	10/110
1/2" (DN 15)	6	369001260M	10/110

- Body in nickel-plated brass.
Diaphragm: EPDM.
Spring: stainless steel.
Nominal pressure: 10 bar.
Working temperatures: 5°C - 110°C.
Opening overpressure: 20%.
Closing differential: 20%.
Available settings: 1,5 - 1,8 - 2,5 - 3 - 4 - 6 bar.
Threads: ISO 228 (equivalent to DIN EN ISO 228 and BS EN ISO 228).


369
Diaphragm safety relief valve, male/female thread

1/2"x1/2"

SIZE	PRESSURE	CODE	PACKING
1/2" (DN 15)	1.5	369001215	10/110
1/2" (DN 15)	1.8	369001218	10/110
1/2" (DN 15)	2.5	369001225	10/110
1/2" (DN 15)	3	369001230	10/110
1/2" (DN 15)	4	369001240	10/110
1/2" (DN 15)	6	369001260	10/110

- Body in nickel-plated brass.
Diaphragm: EPDM.
Spring: stainless steel.
Nominal pressure: 10 bar.
Working temperatures: 5°C - 110°C.
Opening overpressure: 20%.
Closing differential: 20%.
Available settings: 1,5 - 1,8 - 2,5 - 3 - 4 - 6 bar.
Threads: ISO 228 (equivalent to DIN EN ISO 228 and BS EN ISO 228).



NEW 2023

951
Direct distribution unit DN20


SIZE	PRESSURE	CODE	PACKING
1"	10bar/145psi	9510100090CP	1/1
1"	10bar/145psi	9510100090CPG	1/1

- Supplied with insulation.
Kv = 23 m³/h.
Maximum operating pressure: 6 bar.
Maximum working temperature: 100°C.
System-side connection: 1".
Boiler-side connection: 1".
Centres distance: 90 mm.
Threads: ISO 228 (equivalent to DIN EN ISO 228 and BS EN ISO 228).
Check valve on return circuit.
Reversible right - left.
- Flow coefficient Kv referring to the ball valve only.
Art. 9510100090CP with Wita pump.
Art. 9510100090CPG with Grundfos pump.

952
Fixed point distribution and regulation unit DN20


SIZE	PRESSURE	CODE	PACKING
1"	10bar/145psi	9520100090CP	1/1
1"	10bar/145psi	9520100090CPG	1/1

- Supplied with insulation.
Kv = 7,5 m³/h.
Maximum operating pressure: 6 bar.
Maximum working temperature: 100°C.
System-side connection: 1".
Boiler-side connection: 1".
Centres distance: 90 mm.
Regulation of the flow temperature: 20°C – 70°C.
Threads: ISO 228 (equivalent to DIN EN ISO 228 and BS EN ISO 228).
Check valve on return circuit.
Reversible right - left.
- Flow coefficient Kv referring to the mixing valve only.
Art. 9520100090CP with Wita pump.
Art. 9520100090CPG with Grundfos pump.

NEW 2023

953
Motorised distribution and regulation unit DN20


SIZE	PRESSURE	CODE	PACKING
1"	10bar/145psi	9530100090230CP	1/1
1"	10bar/145psi	9530100090230CPG	1/1
1"	10bar/145psi	9530100090024CP	1/1
1"	10bar/145psi	9530100090024CPG	1/1

- Supplied with insulation.
Kv = 7,5 m³/h.
Maximum operating pressure: 6 bar.
Maximum working temperature: 100°C.
System-side connection: 1".
Boiler-side connection: 1".
Centres distance: 90 mm.
Threads: ISO 228 (equivalent to DIN EN ISO 228 and BS EN ISO 228).
Check valve on return circuit.
Reversible right - left.
- Flow coefficient Kv referring to the mixing valve only.
Art. 9530100090230CP Model with 230V 3-point motor with Wita pump.
Art. 9530100090230CPG Model with 230V 3-point motor with Grundfos pump.
Art. 9530100090024CP Model with 24V motor (0-10V) with Wita pump.
Art. 9530100090024CPG Model with 24V motor (0-10V) with Grundfos pump.

959
Distribution manifold with integrated hydraulic separator and adjustable by-pass


SIZE	PRESSURE	CODE	PACKING
1"	10bar/145psi	959010001	1/3
1"	10bar/145psi	959010002	1/2
1"	10bar/145psi	959010003	1/1

- Supplied with insulation and wall mounting brackets.
Distribution manifold in stainless steel AISI 304.
Maximum operating pressure: 6 bar.
Maximum working temperature: 100°C.
Suitable for flow rates up to 2 m³/h (for single zone).
Main connections: 1".
Outlet connections: 1".
Outlets centres distances: 90 mm.
Threads: ISO 228 (equivalent to DIN EN ISO 228 and BS EN ISO 228).
- Art. 959010001 Distribution manifold for single zone.
Art. 959010002 Distribution manifold for two zones.
Art. 959010003 Distribution manifold for three zones.

THERMOSTATS AND CHRONOTHERMOSTATS
820
Mechanical room thermostat with simple switching


CODE	PACKING
820	1/65

- Max connection load (2 terminals): 16 (2,5) A/250 Vac.
Installation: wall mount.
Temperature setting range: 5°C, 30°C.
Thermal differential: ± 0,8°C.
Class of protection: IP20.
Dimensions: 71x71x38.
In compliance with directive: B.T. 73/23/CEE and EMC 89/336/CEE.

820C
Mechanical room thermostat with changeover switching


CODE	PACKING
820C	1/65

- Max connection load (3 terminals): 16 (2,5) A/250Vac.
Installation: wall mount.
Temperature setting range: 5°C, 30°C.
Thermal differential: ± 0,8°C.
Class of protection: IP20.
Dimensions: 71x71x38.
In compliance with directive: B.T. 73/23/CEE and EMC 89/336/CEE.

820CS
Mechanical room thermostat with changeover switching, on/off functioning led


CODE	PACKING
820CS	1/65

- Power supply voltage: 230V.
Max connection load (3 terminals): 10 (2,5) A/250Vac.
Installation: wall mount.
Temperature setting range: 5°C, 30°C.
Thermal differential: ± 0,8°C.
Class of protection: IP20.
Dimensions: 71x71x38.
In compliance with directive: B.T. 73/23/CEE and EMC 89/336/CEE.

THERMOSTATS AND CHRONOTHERMOSTATS
950C
Digital electronic room chronothermostat


CODE	PACKING
950C	1/26

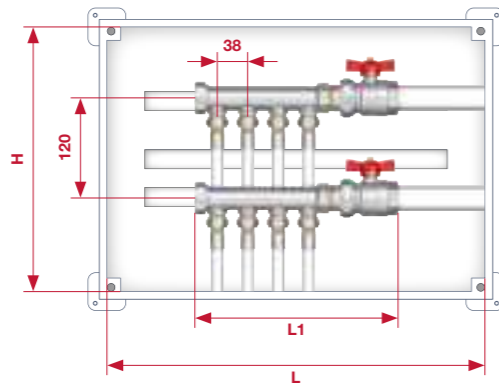
- Power supply: 2 alkaline batteries 1,5V type AA.
Max relay contact load: 5 A 230 Vac resistive load.
Installation: wall mount or 3 module box flush mounts.
2-level temperature setting:
T1 (ECONOMY): 5-25°C; T2 (COMFORT): 15-35°C.
Thermal differential: ±0,25°C.
Automatic battery level control with 2 warning levels.
Battery change is allowed without loss of data.
Daily and weekly setting with steps of 0,5°C.
Minimum setting period: 1/2 hour.
Functions: on/off.
Display of program and present hour or temperature.
Wall mount size: mm. 119x82x26,6.
3 module box flush mount size: mm. 119x82x18,7.
In compliance with directive: B.T. 73/23/CEE and EMC 89/336/CEE.

950ST
Digital electronic room chronothermostat, touch screen

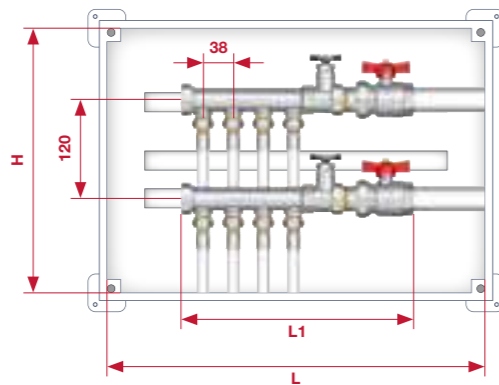

CODE	PACKING
950ST	1/26

- Power supply: 2 alkaline batteries AAA type 1,5V.
Relay contact load: 230Vac - 5A (resistive load).
Wall mounted installation.
2-level temperature setting:
WINTER mode: 5 -30°C
SUMMER mode: 15-35°C
Adjustable thermal differential: from 0,2°C to 2°C
Automatic battery level control with 2 warning levels.
Battery change is allowed without loss of data.
Setting:
daily and weekly setting with step of 0,2°C (WINTER) and 0,2°C (SUMMER).
Possibility of programming any temperature within the setting ranges at any half-hour of the day for all days of the week.
Dimensions: mm. 123,5x83,5x31.

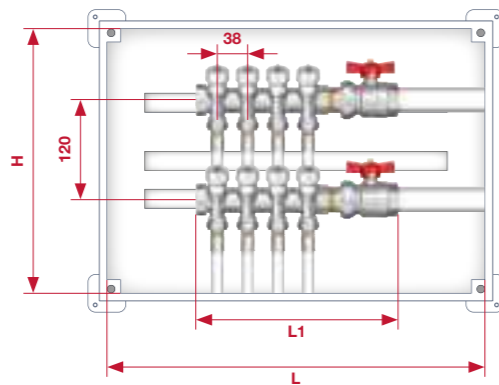
POSITIONING THE MANIFOLDS ART. 450 - 455 - 456 - 465 INTO PLASTIC BOXES



CODE	499.350.350		499.500.350		
LxH (mm)	350x350		500x350		
N° outlets	4	4+2	4+3	4+4	4+4+2
MANIFOLD	3/4"				
L1	243	319	357	396	472

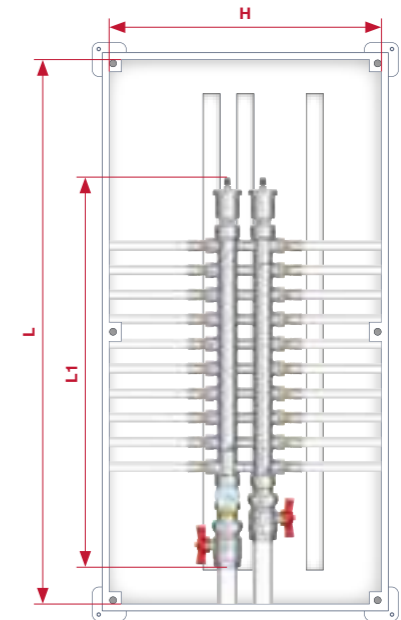
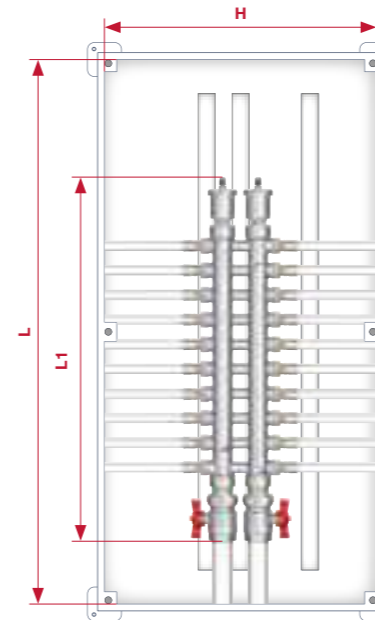


CODE	499.350.350	499.500.350		499.650.350
LxH (mm)	350x350	500x350		650x350
N° outlets	4	4+2	4+3	4+4
MANIFOLD	1"			
L1	290	367	405	443

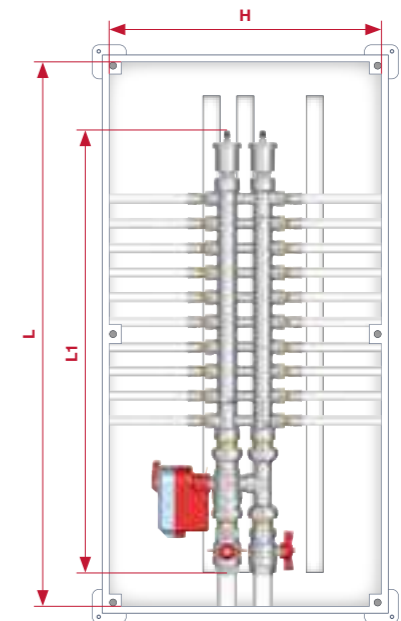
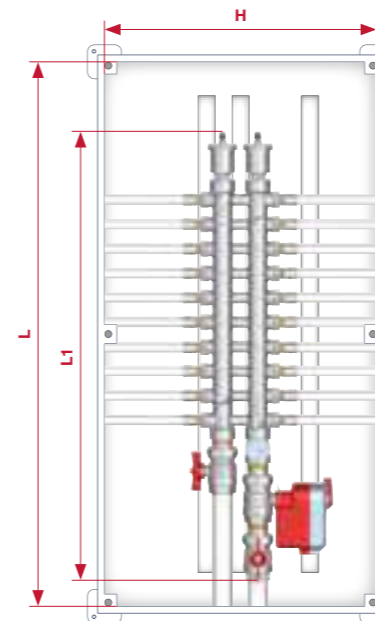


CODE	499.350.350		499.500.350		
LxH (mm)	350x350		500x350		
N° outlets	4	4+2	4+3	4+4	4+4+2
MANIFOLD	3/4" - 1"				
L1	243	319	357	396	472

POSITIONING THE MANIFOLDS ART. 885 INTO PLASTIC BOXES

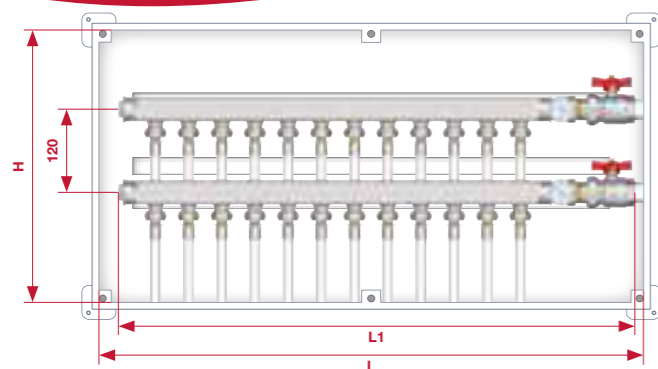


CODE	499.350.350	499.500.350	499.650.350	499.800.400
LxH (mm)	350x350	500x350	650x350	800x400
N° outlets	2+2	4+4	6+6	8+8
MANIFOLD	3/4"			
L1	246	322	398	474



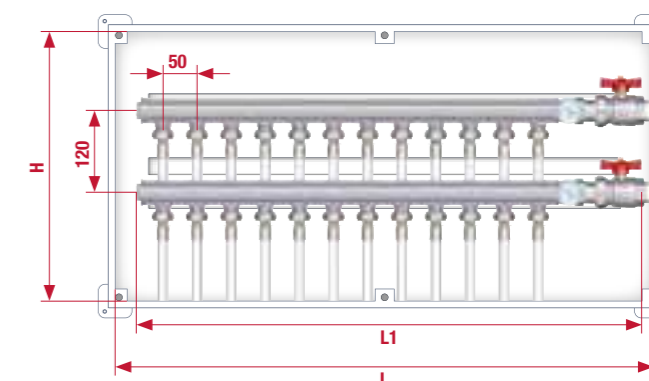
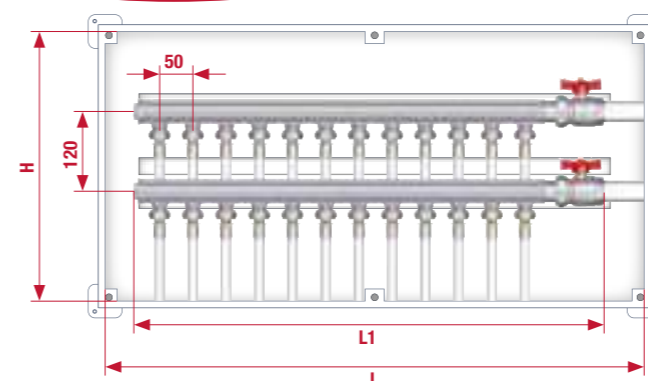
CODE	499.500.350	499.650.350	499.800.400
LxH (mm)	500x350	650x350	800x400
N° outlets	2+2	4+4	6+6
MANIFOLD	3/4"		
L1	382	458	534

POSITIONING THE MANIFOLDS ART. 852 INTO PLASTIC BOXES



CODE	499.350.350	499.500.350	499.650.350	499.800.400
LxH (mm)	350x350	500x350	650x350	800x400
N° outlets	3	6	9	12
MANIFOLD	1"			
L1	318	468	618	768

POSITIONING THE MANIFOLDS ART. 850 INTO PLASTIC BOXES

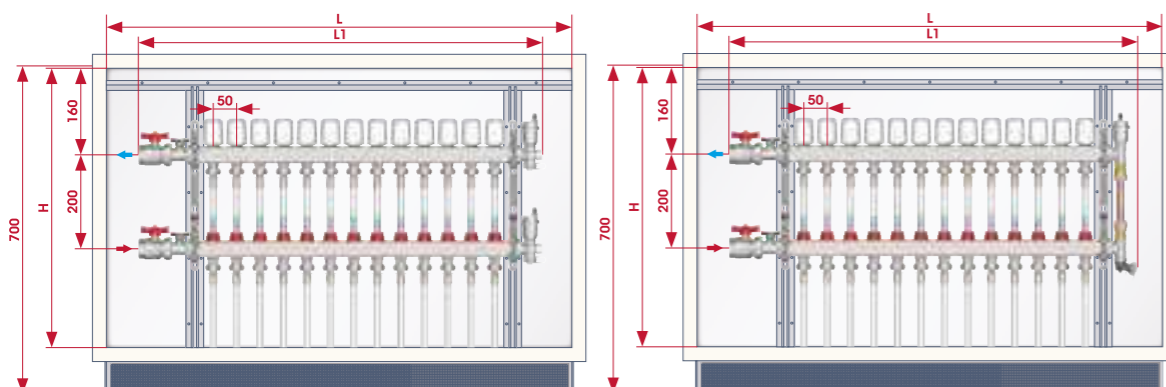


CODE	499.350.350	499.500.350	499.650.350	499.800.400
LxH (mm)	350x350	500x350	650x350	800x400
N° outlets	5	8	10	
MANIFOLD	3/4"			
L1	330	480	580	

CODE	499.350.350	499.500.350	499.650.350	499.800.400
LxH (mm)	350x350	500x350	650x350	800x400
N° outlets	4	7	10	12
MANIFOLD	1"			
L1	335	485	635	735

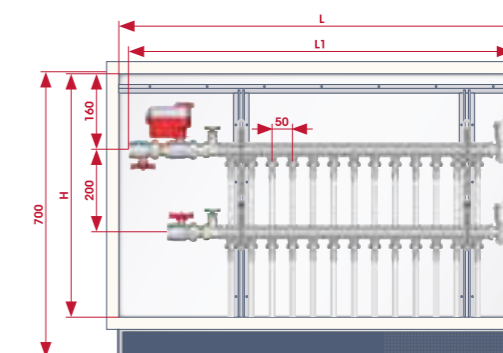
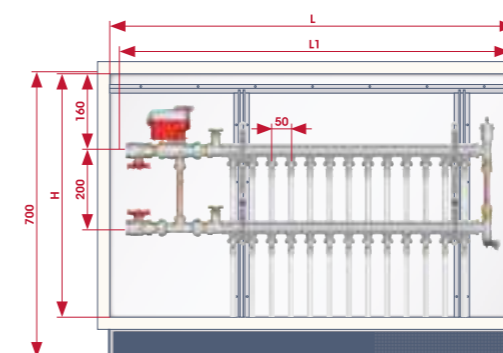
CODE	499.350.350	499.500.350	499.650.350	499.800.400
LxH (mm)	350x350	500x350	650x350	800x400
N° outlets	3	6	9	12
MANIFOLD	1"1/4			
L1	300	450	600	750

POSITIONING THE MANIFOLDS ART. 862 INTO METAL BOXES ART. 498 - 498R



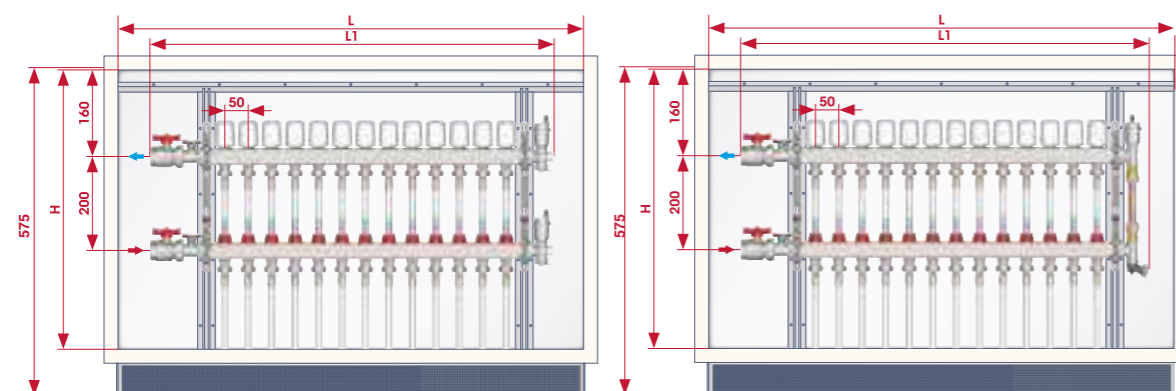
CODE	498.500.600	498.600.600	498.700.600	498.800.600	498.1000.600
LxH (mm)	500x600	600x600	700x600	800x600	1000x600
N° outlets	3-4	5-6	7-8	9-10	11-12-13
MANIFOLD	1"				
L1	425	525	625	725	875

POSITIONING THE MANIFOLDS ART. 850 INTO METAL BOXES ART. 498



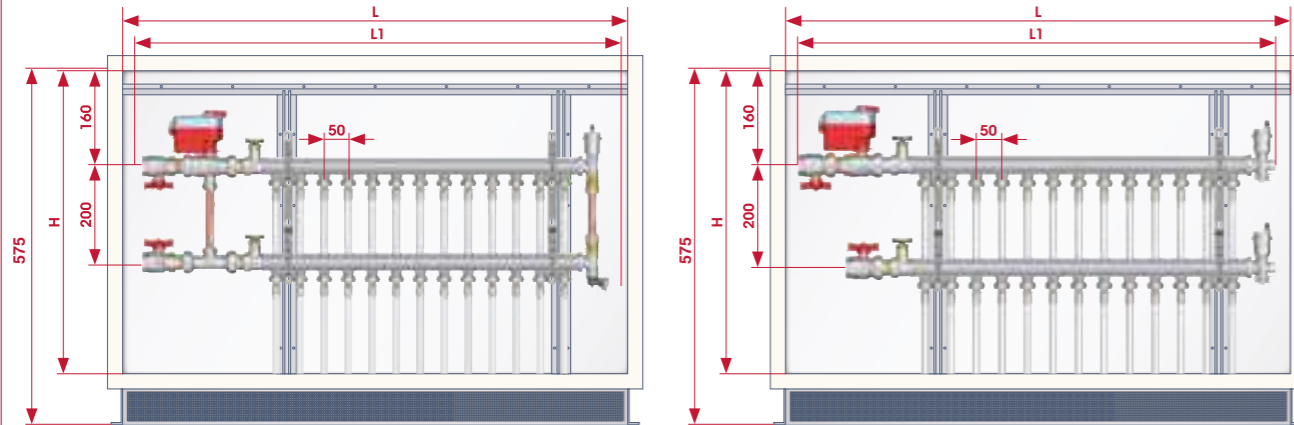
CODE	498.500.600	498.600.600	498.700.600	498.800.600
LxH (mm)	500x600	600x600	700x600	800x600
N° outlets	3-4	5-6	7-8	9-10
MANIFOLD	3/4"			
L1	435	535	635	735

CODE	498.600.600	498.700.600	498.800.600	498.1000.600	498.1100.600
LxH (mm)	600x600	700x600	800x600	1000x600	1100x600
N° outlets	3-4	5-6	7-8	9-10	11-12-13
MANIFOLD	1" - 1"1/4				
L1	530	630	730	830	980



CODE	498.500.450	498.600.450	498.700.450	498.800.450	498.1000.450
LxH (mm)	500x450	600x450	700x450	850x450	1000x450
N° outlets	3-4	5-6	7-8	9-10-11	12-13
MANIFOLD	1"				
L1	425	525	625	775	875

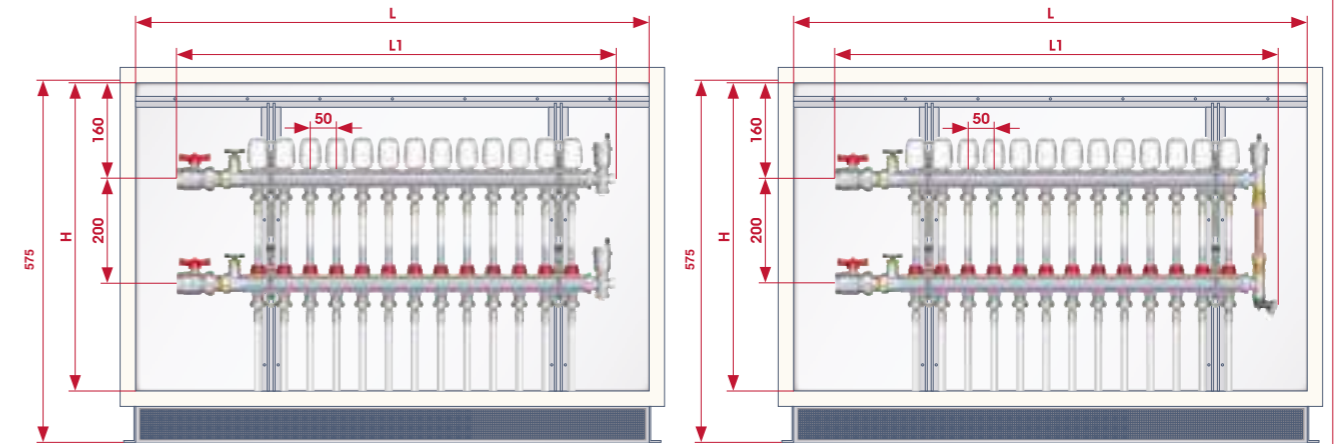
POSITIONING THE MANIFOLDS ART. 850 INTO METAL BOXES ART. 498R



CODE	498.500.450	498.600.450	498.700.450	498.850.450
LxH (mm)	500x450	600x450	700x450	850x450
N° outlets	3-4	5-6	7-8	9-10
MANIFOLD	3/4"			
L1	435	535	635	735

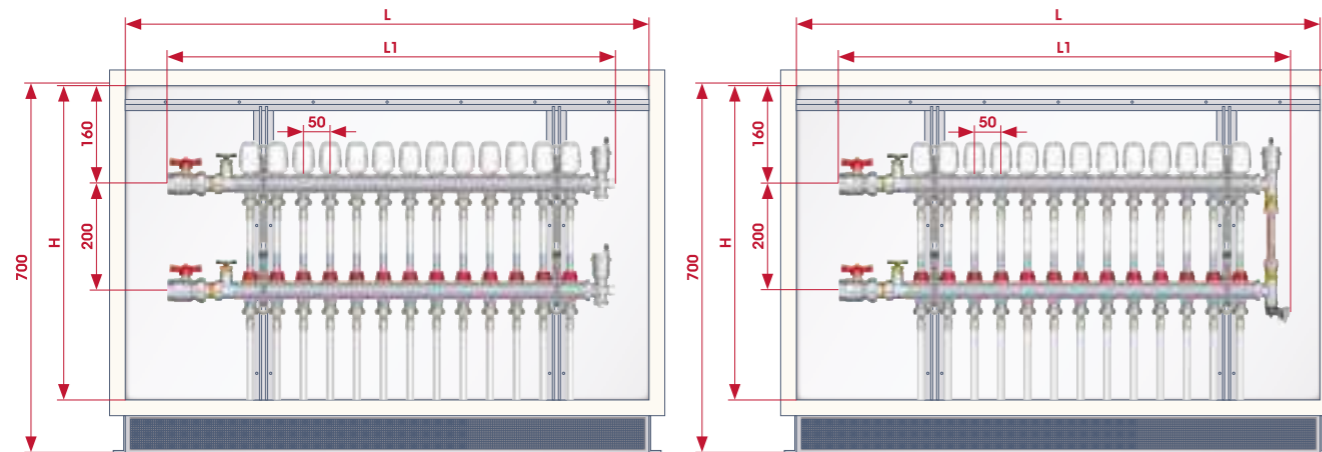
CODE	498.600.450	498.700.450	498.850.450	498.1000.450	498.1100.450
LxH (mm)	600x450	700x450	850x450	1000x450	1100x450
N° outlets	3-4	5-6	7-8-9	10	11-12-13
MANIFOLD	1" - 1 1/4"				
L1	530	630	780	830	980

POSITIONING THE MANIFOLDS ART. 860 INTO METAL BOXES ART. 498R



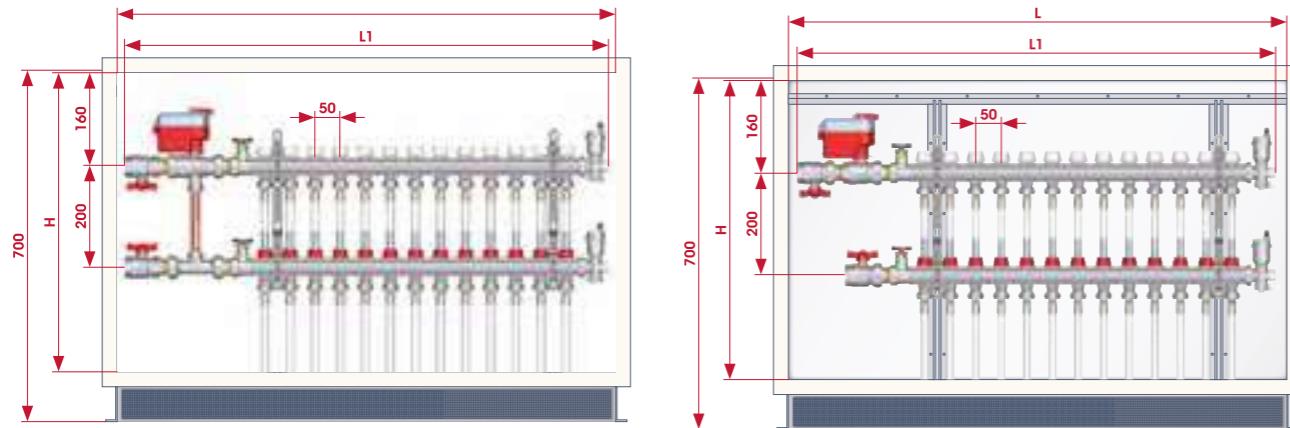
CODE	498.500.450	498.600.450	498.700.450	498.850.450	498.1000.450
LxH (mm)	500x450	600x450	700x450	800x450	1000x450
N° outlets	3-4	5-6	7-8	9-10-11	12-13
MANIFOLD	1" - 1 1/4"				
L1	415	515	615	765	865

POSITIONING THE MANIFOLDS ART. 860 INTO METAL BOXES ART. 498



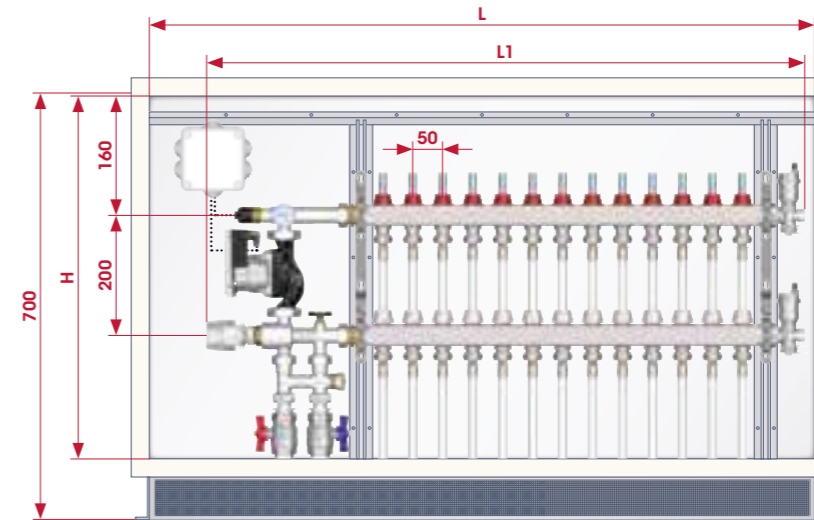
CODE	498.500.600	498.600.600	498.700.600	498.800.600	498.1000.600
LxH (mm)	500x600	600x600	700x600	800x600	1000x600
N° outlets	3-4	5-6	7-8	9-10	11-12-13
MANIFOLD	1" - 1 1/4"				
L1	415	515	615	715	815

POSITIONING THE MANIFOLDS ART. 860 WITH ZONE BALL VALVES INTO METAL BOXES ART. 498



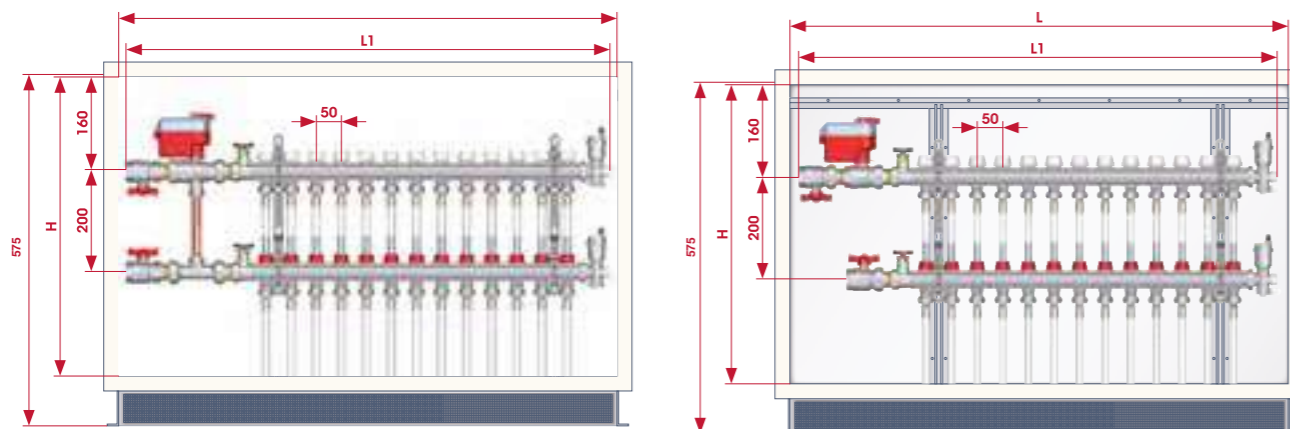
CODE	498.600.600	498.700.600	498.800.600	498.1000.600	498.1100.600
LxH (mm)	600x600	700x600	800x600	1000x600	1100x600
N° outlets	3-4	5-6	7-8	9-10	11-12-13
MANIFOLD	1" - 1"1/4				
L1	530	630	730	830	980

POSITIONING THE REGULATING UNIT INTO METAL BOXES ART. 498



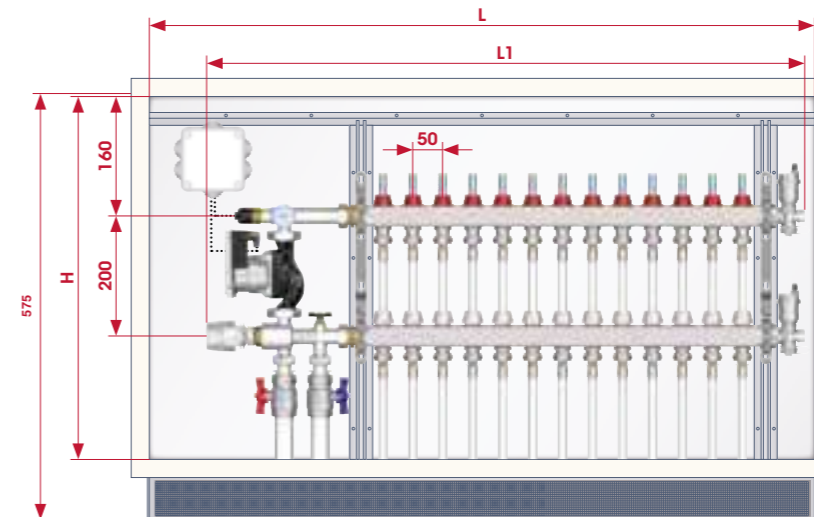
CODE	498.600.600	498.700.600	498.800.600	498.1000.600	498.1100.600
LxH (mm)	600x600	700x600	800x600	1000x600	1100x600
N° outlets	2-3	4-5	6-7	8-9-10	11-12-13
MANIFOLD	1"				
L1	495	595	695	845	995

POSITIONING THE MANIFOLDS ART. 860 WITH ZONE BALL VALVES INTO METAL BOXES ART. 498R



CODE	498.600.450	498.700.450	498.850.450	498.1000.450	498.1100.450
LxH (mm)	600x450	700x450	850x450	1000x450	1100x450
N° outlets	3-4	5-6	7-8-9	10	11-12-13
MANIFOLD	1" - 1"1/4				
L1	530	630	780	830	980

POSITIONING THE REGULATING UNIT INTO METAL BOXES ART. 498R



CODE	498.600.450	498.700.450	498.850.450	498.1000.450	498.1100.450
LxH (mm)	600x450	700x450	850x450	1000x450	1100x450
N° outlets	2-3	4-5	6-7	8-9-10	11-12-13
MANIFOLD	1"				
L1	495	595	695	845	995

FITTINGS



Fittings for multilayer, PEX and polybutylene pipe

160-165



Push-fit fittings for copper, PEX and polybutylene pipe

166-171



Compression fittings for copper

172-175



VX fittings for polyethylene pipe

176-181



VX-N fittings for polyethylene pipe

182-183



Mechanical fittings and accessories

184-186




multi.fit®

THE SIMPLE, FAST AND MONEY SAVING SYSTEM FOR MULTILAYER, PEX AND POLYBUTYLENE PIPE



FOUR SIMPLE STEPS FOR A SAFE INSTALLATION



1. Cut the pipe by a pipe cutter.
2. Deburr the inner side of the pipe.
3. Insert the fitting into the pipe.
4. Once the threaded part of the fitting reaches the pipe, screw the tail into the pipe as far as the thread has completely entered the pipe. THE CONNECTION IS SAFE AND EASILY REVERSIBLE.



ADVANTAGES


- NO NEED TO REAM THE PIPE
- FIT FOR EVERY KIND OF MULTILAYER PIPE
- THE CONNECTION IS REVERSIBLE
- SUITABLE FOR SANITARY AND HEATING PLANTS
- NO NEED TO PRESS. NO NEED TO TIGHTEN.
- NO SPECIAL EQUIPMENT IS REQUIRED FOR THE INSTALLATION



The fittings are supplied with an o-ring for conical seats and a flat washer for flat seats.

multi.fit®


MANIFOLD WATER DISTRIBUTION SYSTEM



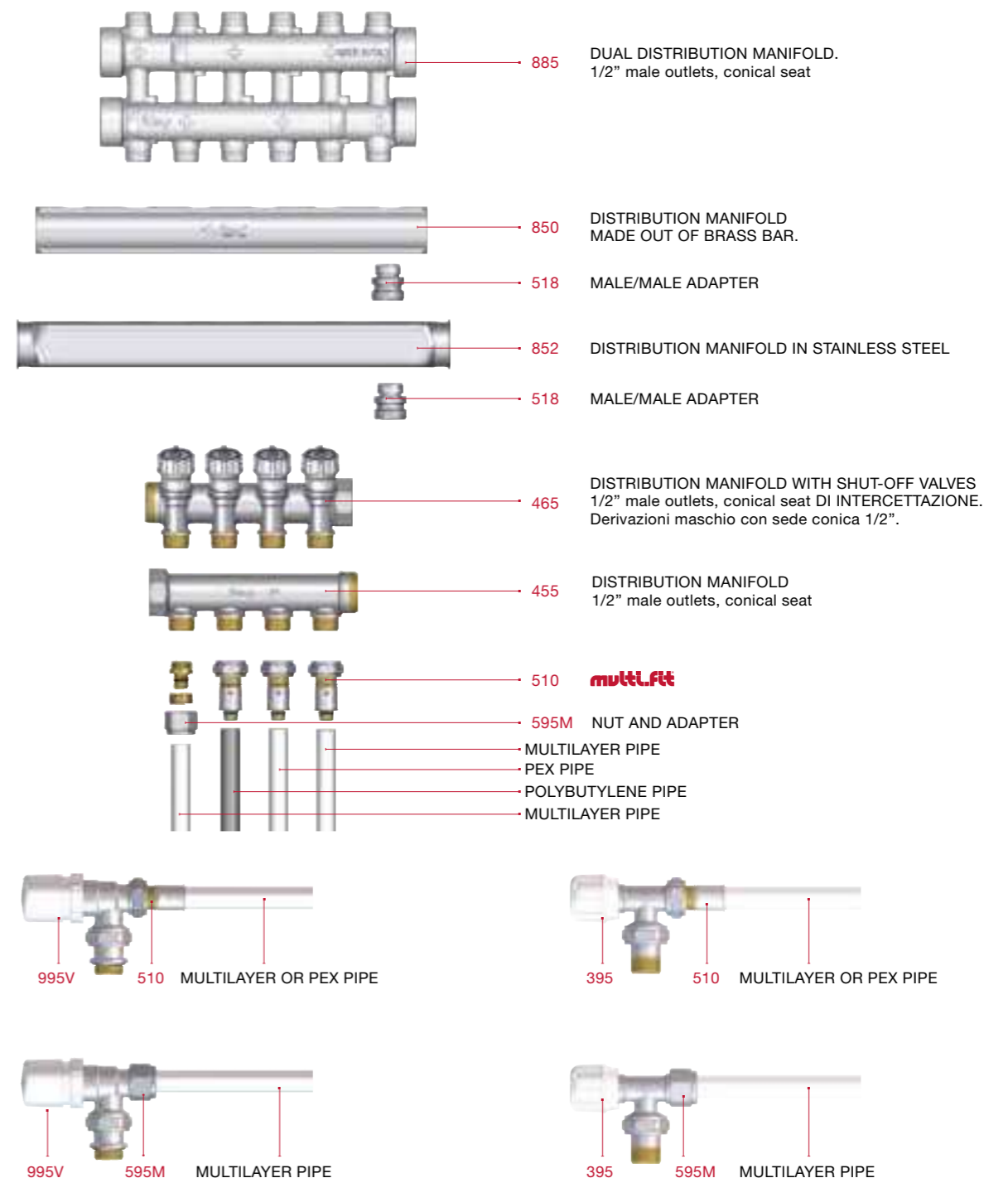
- ✓ NO MORE BUILD-IN TEE AND ELBOW UNIVERSAL JUNCTIONS
- ✓ NO MORE LEAKAGES
- ✓ REALLY MAKE THE MOST OF MULTILAYER PIPING FLEXIBILITY AND INSTALLATION SPEED
- ✓ IMPROVE THE WATER FLOW
- ✓ MAKE REPAIRS EASY AND FAST
- ✓ EACH ENDPOINT CONNECTED TO A SINGLE MANIFOLD OUTLET

595M

COMPRESSION FITTINGS FOR MULTILAYER PIPE



USE OF THE FITTINGS FOR MULTILAYER PIPE



FITTINGS FOR MULTILAYER, PEX AND POLYBUTYLENE PIPE
510
Multi-Fit® fitting for multilayer, PEX and polybutylene pipe

Available size with 1/2" nut

SIZE	CODE	PACKING
14x2	510001214200	20/180
16X2	510001216200	20/180
16x2,25	510001216225	20/180
18x2	510001218200	15/135
20x2	510001220200	15/135
20x2,25	510001220225	15/135
20x2,5	510001220250	15/135

Available size with 3/4" nut EUROKONUS

SIZE	CODE	PACKING
16X2	510003416200	20/140
18x2	510003418200	15/105
20x2	510003420200	15/105
20x2,25	510003420225	15/105
25x2,5	510003425250	10/70
26x3	510003426300	10/70

Available size with 1" nut

SIZE	CODE	PACKING
25x2,5	510010025250	10/110
26x3	510010026300	10/110
32x3	510010032300	10/70

- PATENTED
Nut in nickel-plated brass.
Tail in brass.
Maximum working pressure: 20 bar.
Threads: ISO 228 (equivalent to DIN EN ISO 228 and BS EN ISO 228).
Minimum and maximum working temperature: -20°C, 110°C.
- The fittings are supplied with an o-ring for conical seats and a flat washer for flat seats.
KIWA certified fitting only with o-ring for conical seats.


595M
Nut and adapter for multilayer pipe

Available size with 1/2" nut

SIZE	CODE	PACKING
1/2"-14X2	595001214200M	20/200
1/2"-16X2	595001216200MI	20/200
1/2"-16X2,25	595001216225M	20/300

Available size with 3/4" nut EUROKONUS

SIZE	CODE	PACKING
3/4"-16X2	595003416200MI	20/200
3/4"-18X2	595003418200M	20/300
3/4"-20X2	595003420200MI	20/200


- Minimum and maximum working temperature: -20°C, 110°C.
Maximum working pressure: 10 bar.
1/2" male thread suitable for conical seats with an inner diameter of 16mm.


595P
Nut and adapter for PEX pipe

Available size with 3/4" nut EUROKONUS


SIZE	CODE	PACKING
3/4" - 16X1,5	595003416150P	20/300
3/4" - 16X1,8	595003416180P	20/120
3/4" - 16X2	595003416200P	20/300
3/4"-17X2	595003417200P	20/300
3/4" - 20X1,9	595003420190P	25/150
3/4" - 20X2	595003420200P	20/300

- Minimum and maximum working temperature: -20°C, 110°C.
Maximum working pressure: 10 bar.


FITTINGS FOR MULTILAYER, PEX AND POLYBUTYLENE PIPE
509
Straight female connector

Available sizes: 1/2"x1/2", 1/2"Mx3/4"F, 3/4"x3/4" eurokonus

SIZE	CODE	PACKING
1/2"x1/2"	5090012012	20/520
1/2"x3/4"	5090012034	15/390
3/4"x3/4"	5090034034	12/312

- Male thread 1/2" equipped with a conical seat and inner diameter mm.16.
Male thread 3/4" eurokonus.
Maximum working pressure: 20 bar.

515
Straight male connector

Available sizes: 1/2"x1/2", 1/2"x3/4"eurokonus, 3/4"x3/4" eurokonus, 1"x1"

SIZE	CODE	PACKING
1/2"x1/2"	5150012012	30/660
1/2"x3/4"	5150012034	20/440
3/4"x3/4"	5150034034	20/300
1" x 1"	5150100100	8/208

- Male thread 1/2" equipped with a conical seat and inner diameter mm.16.
Male thread 3/4" eurokonus.
Male thread 1" equipped with a conical seat and inner diameter mm.22.
Maximum working pressure: 20 bar.

530
Equal T coupling

Available sizes: 1/2"x1/2"x1/2", 3/4"x3/4"x3/4" eurokonus, 1"x1"x1"

SIZE	CODE	PACKING
1/2"	5300012012	16/240
3/4"	5300034034	8/120
1"	5300100100	6/90

- Male thread 1/2" equipped with a conical seat and inner diameter mm.16.
Male thread 3/4" eurokonus.
Male thread 1" equipped with a conical seat and inner diameter mm.22.
Maximum working pressure: 20 bar.

535
Female branch T coupling

Available sizes: 1/2"x1/2"x1/2", 3/4"x3/4"x3/4" eurokonus

SIZE	CODE	PACKING
1/2"	5350012012	14/210
3/4"	5350034034	8/120


- Male thread 1/2" equipped with a conical seat and inner diameter mm.16.
Male thread 3/4" eurokonus.
Maximum working pressure: 20 bar.

540
Male elbow

Available sizes: 1/2"x1/2", 1/2"x3/4"eurokonus, 3/4"x3/4" eurokonus, 1"x1"

SIZE	CODE	PACKING
1/2"x1/2"	5400012012	18/396
1/2"x3/4"	5400012034	13/286
3/4"x3/4"	5400034034	10/220
1"x1"	5400100100	8/120

- Male thread 1/2" equipped with a conical seat and inner diameter mm.16.
Male thread 3/4" eurokonus.
Male thread 1" equipped with a conical seat and inner diameter mm.22.
Maximum working pressure: 20 bar.

FITTINGS FOR MULTILAYER, PEX AND POLYBUTYLENE PIPE
545
Female elbow

Available sizes: 1/2"x1/2", 1/2"Mx3/4"F, 3/4"x3/4" eurokonus

SIZE	CODE	PACKING
1/2"x1/2"	5450012012	14/308
1/2"x3/4"	5450012034	8/176
3/4"x3/4"	5450034034	8/176


- Male thread 1/2" equipped with a conical seat and inner diameter mm.16.
- Male thread 3/4" eurokonus.
- Maximum working pressure: 20 bar.

548
Backplate female elbow

Available sizes: 1/2"x1/2", 3/4"x3/4" eurokonus


SIZE	CODE	PACKING
1/2"	5480012012	12/180
3/4"	5480034034	8/112

- Male thread 1/2" equipped with a conical seat and inner diameter mm.16.
- Male thread 3/4" eurokonus.
- Maximum working pressure: 20 bar.

578
Metal template with 2 backplate elbows


SIZE	CODE	PACKING
1/2"	578012012	6/30
3/4"	578034034	4/20

- It allows the greatest accuracy during the installation of Multi-Fit® fittings.
- Centres distances: mm.100, mm.127, mm.150, mm.177, mm.200.
- Available sizes: 1/2"x1/2", 3/4"x3/4" eurokonus.
- Male thread 1/2" equipped with a conical seat and inner diameter mm.16.
- Male thread 3/4" eurokonus.
- Maximum working pressure: 20 bar.

518N
Male/male adapter - 1" manifolds


SIZE	PRESSURE	CODE	PACKING
1/2" - 1/2"	20bar/290psi	5180012012N	30/570
1/2" - 3/4" EUROKONUS	20bar/290psi	5180012034N	20/440

- Available size: 1/2"x1/2", 1/2"x3/4" eurokonus.
- Body in nickel-plated brass.
- Maximum working temperature: 100°C.
- Threads: ISO228 (equivalent to DIN EN ISO 228 and BS EN ISO 228).
- Thread G: available in size 1/2" with conical seat and inner diameter mm.16 or in size 3/4" eurokonus.
- 1/2"x1/2" size is also suitable as adapter for flow meters on 1" manifolds.

FITTINGS FOR MULTILAYER, PEX AND POLYBUTYLENE PIPE
519N
Male/male adapter - 1"1/4 manifolds


SIZE	PRESSURE	CODE	PACKING
1/2" - 3/4" EUROKONUS	20bar/290psi	5190012034N	20/360

- Available size: 1/2"x3/4" eurokonus.
- Body in nickel-plated brass.
- Maximum working temperature: 100°C.
- Threads: ISO228 (equivalent to DIN EN ISO 228 and BS EN ISO 228).
- It is also suitable as adapter for flow meters on 1"1/4 manifolds.

494
Male end cap with o-ring


SIZE	PRESSURE	CODE	PACKING
3/8"	10bar/145psi	4940038	50/1000
1/2"	10bar/145psi	4940012	40/760
3/4"	10bar/145psi	4940034	26/598
1"	10bar/145psi	4940100	16/352
1"1/4"	10bar/145psi	4940114	12/240

- Body in nickel-plated brass.
- O-ring in EPDM.
- Maximum working temperature: 110°C.
- Threads: ISO 228 (equivalent to DIN EN ISO 228 and BS EN ISO 228).

680
Pipe deburring tool


CODE	PACKING
680012028	1/80

- Suitable for pipes with diameter from 4mm to 36mm.
- Material: polymer.

575
Shear for multilayer and PEX pipes


CODE	PACKING
575014032	1/0

- Suitable for pipes with diameter from 14mm to 32mm.

570
Connecting/disconnecting tool


CODE	PACKING
570014026	1/60

itap.fit®

PUSH-FIT FITTINGS FOR COPPER, PEX AND POLYBUTYLENE



FOUR SIMPLE STEPS FOR A SAFE INSTALLATION

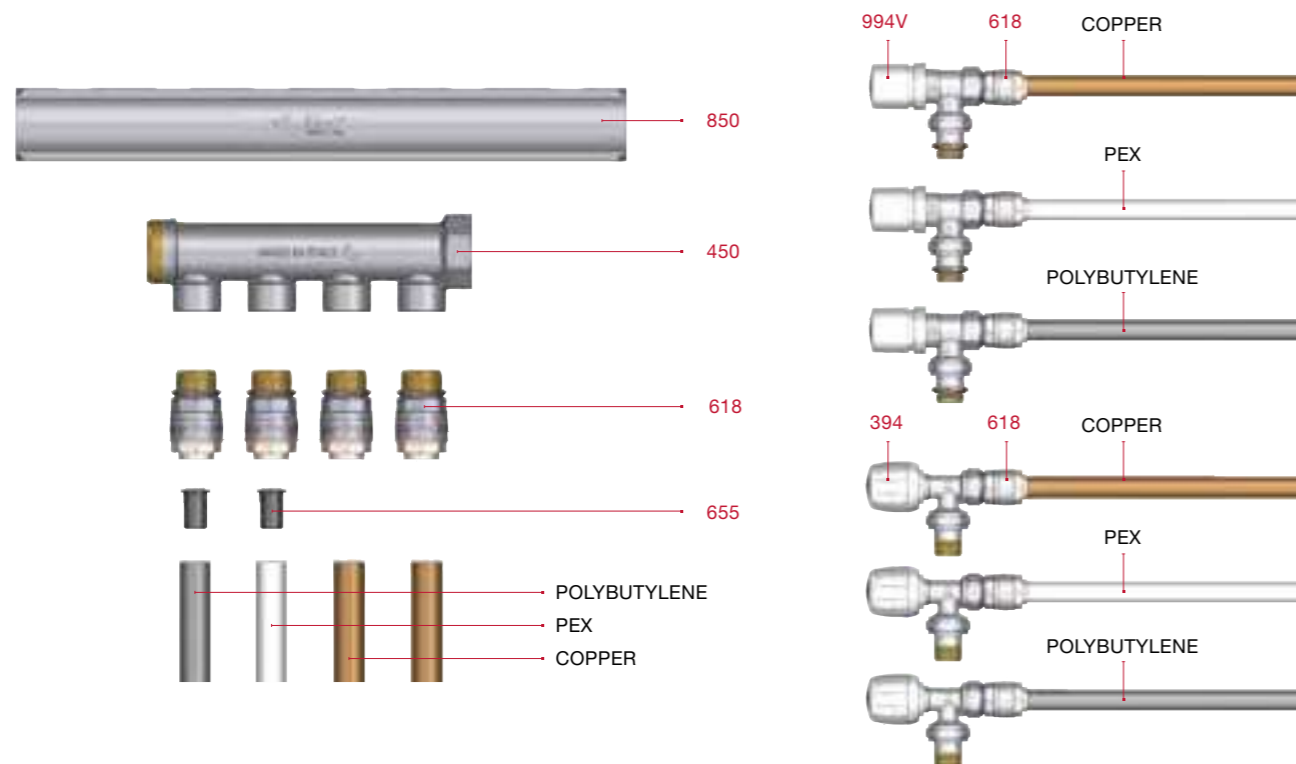


1. Cut the pipe by a rotary pipe cutter.
2. Deburr the external surface of the pipe.
3. Insert the pipe in the depth gauge and mark the pipe.
4. Insert the pipe by pushing it as far as it reaches the blocking point, that should correspond to the mark made before.
If you are using cross-linked polyethylene pipes (PEX) or polybutylene pipes you have to insert the liner before the connection.
5. To disconnect the fitting you just need to push the release liner by the clip and at the same time pull the pipe.

ADVATAGES


- SAVING OF TIME DURING THE INSTALLATION AS FAR AS 90%.
- SUITABLE FOR HEATING AND SANITARY SYSTEMS
- NO NEED OF SPECIAL OR EXPENSIVE TOOLS FOR THE INSTALLATION
- REVERSIBLE INSTALLATION

USE OF THE FITTINGS WITH COPPER, PEX AND POLYBUTYLENE



610

Straight female connector



SIZE	CODE	PACKING
12x3/8"	610B038012	18/270
12x1/2"	610B012012	14/210
14x1/2"	610B012014	14/210
15x1/2"	610B012015	14/210
16x1/2"	610B012016	14/210
18x1/2"	610B012018	7/182
18x3/4"	610B034018	7/182
20x1/2"	610B012020	10/150
22x3/4"	610B034022	5/130
25x3/4"	610B034025	8/120
28x1"	610B100028	5/55

- Bodies in de-zincification resistant brass (DZR).
Minimum and maximum working temperatures: -20°C, 120°C (allowed peaks of 150°C).
Nominal pressure:
Copper pipe: 20bar at 25°C, 10bar at 90°C.
PEX and polybutylene pipes: 12bar at 25°C, 5 bar at 90°C.
Threads: ISO 7/1 (equivalent to DIN EN 10226-1 and BS EN 10226-1).

615

Straight male connector




SIZE	CODE	PACKING
12x3/8"	615B038012	24/360
12x1/2"	615B012012	18/270
14x3/8"	615B038014	18/270
14x1/2"	615B012014	18/270
15x1/2"	615B012015	18/270
16x1/2"	615B012016	15/225
18x1/2"	615B012018	15/180
18x3/4"	615B034018	15/180
20x1/2"	615B012020	14/168
22x3/4"	615B034022	12/144
25x3/4"	615B034025	11/99
28x1"	615B100028	8/88

- Bodies in de-zincification resistant brass (DZR).
Minimum and maximum working temperatures: -20°C, 120°C (allowed peaks of 150°C).
Nominal pressure:
Copper pipe: 20bar at 25°C, 10bar at 90°C.
PEX and polybutylene pipes: 12bar at 25°C, 5 bar at 90°C.
Threads: ISO 7/1 (equivalent to DIN EN 10226-1 and BS EN 10226-1).

620

Straight coupling




SIZE	CODE	PACKING
12	620C000012	12/180
14	620C000014	12/180
15	620C000015	12/180
16	620C000016	12/180
18	620C000018	12/168
20	620C000020	10/110
22	620C000022	8/96
25	620C000025	7/84
28	620C000028	6/66

- Bodies in de-zincification resistant brass (DZR).
Minimum and maximum working temperatures: -20°C, 120°C (allowed peaks of 150°C).
Nominal pressure:
Copper pipe: 20bar at 25°C, 10bar at 90°C.
PEX and polybutylene pipes: 12bar at 25°C, 5 bar at 90°C.

625
Stop end


SIZE	CODE	PACKING
12	625C000012	30/450
14	625C000014	25/375
15	625C000015	25/375
16	625C000016	25/375
18	625C000018	16/240
20	625C000020	14/210
22	625C000022	8/208

- Body in brass.
Minimum and maximum working temperatures: -20°C, 120°C (allowed peaks of 150°C).
Nominal pressure:
Copper pipe: 20bar at 25°C, 10bar at 90°C.
PEX and polybutylene pipes: 12bar at 25°C, 5 bar at 90°C.
- Suitable as **PLUG IN ORDER TO TEST INSTALLATIONS** with copper, PEX, PB, multilayer pipes. The fitting is usable again.


630
Equal T coupling


SIZE	CODE	PACKING
12x12x12	630C000012	8/120
14x14x14	630C000014	6/90
15x15x15	630C000015	6/90
16x16x16	630C000016	6/84
18x18x18	630C000018	6/54
20x20x20	630C000020	5/45
22x22x22	630C000022	5/45
25x25x25	630C000025	5/35
28x28x28	630C000028	4/24

- Bodies in de-zincification resistant brass (DZR).
Minimum and maximum working temperatures: -20°C, 120°C (allowed peaks of 150°C).
Nominal pressure:
Copper pipe: 20bar at 25°C, 10bar at 90°C.
PEX and polybutylene pipes: 12bar at 25°C, 5 bar at 90°C.


635
Female branch T coupling



SIZE	CODE	PACKING
14x1/2"	635B012014	6/90
15x1/2"	635B012015	6/90
16x1/2"	635B012016	6/90
18x1/2"	635B012018	6/72
18x3/4"	635B034018	6/72
20x1/2"	635B012020	8/72
22x3/4"	635B034022	6/54
25x3/4"	635B034025	6/54
28x1"	635B100028	4/24

- Bodies in de-zincification resistant brass (DZR).
Minimum and maximum working temperatures: -20°C, 120°C (allowed peaks of 150°C).
Nominal pressure:
Copper pipe: 20bar at 25°C, 10bar at 90°C.
PEX and polybutylene pipes: 12bar at 25°C, 5 bar at 90°C.
Threads: ISO 7/1 (equivalent to DIN EN 10226-1 and BS EN 10226-1).


640
Male elbow



SIZE	CODE	PACKING
12x3/8"	640B038012	12/180
12x1/2"	640B012012	12/180
14x1/2"	640B012014	12/180
15x1/2"	640B012015	12/180
16x1/2"	640B012016	10/150
18x1/2"	640B012018	10/140
18x3/4"	640B034018	10/120
20x1/2"	640B012020	10/120
22x3/4"	640B034022	8/96
25x3/4"	640B034025	8/72
28x1"	640B100028	6/54

- Bodies in de-zincification resistant brass (DZR).
Minimum and maximum working temperatures: -20°C, 120°C (allowed peaks of 150°C).
Nominal pressure:
Copper pipe: 20bar at 25°C, 10bar at 90°C.
PEX and polybutylene pipes: 12bar at 25°C, 5 bar at 90°C.
Threads: ISO 7/1 (equivalent to DIN EN 10226-1 and BS EN 10226-1).


645
Female elbow


SIZE	CODE	PACKING
12x3/8"	645B038012	12/180
12x1/2"	645B012012	12/180
14x1/2"	645B012014	12/180
15x1/2"	645B012015	12/180
16x1/2"	645B012016	10/150
18x1/2"	645B012018	10/120
18x3/4"	645B034018	10/120
20x1/2"	645B012020	10/120
22x3/4"	645B034022	8/96
25x3/4"	645B034025	8/72
28x1"	645B100028	6/54

- Bodies in de-zincification resistant brass (DZR).
Minimum and maximum working temperatures: -20°C, 120°C (allowed peaks of 150°C).
Nominal pressure:
Copper pipe: 20bar at 25°C, 10bar at 90°C.
PEX and polybutylene pipes: 12bar at 25°C, 5 bar at 90°C.
Threads: ISO 7/1 (equivalent to DIN EN 10226-1 and BS EN 10226-1).


648
Backplate female elbow


SIZE	CODE	PACKING
14x1/2"	648B012014	6/84
15x1/2"	648B012015	6/84
16x1/2"	648B012016	6/84

- Bodies in de-zincification resistant brass (DZR).
Minimum and maximum working temperatures: -20°C, 120°C (allowed peaks of 150°C).
Nominal pressure:
Copper pipe: 20bar at 25°C, 10bar at 90°C.
PEX and polybutylene pipes: 12bar at 25°C, 5 bar at 90°C.
Threads: ISO 7/1 (equivalent to DIN EN 10226-1 and BS EN 10226-1).



650
Elbow coupling


SIZE	CODE	PACKING
12	650C000012	12/180
14	650C000014	10/150
15	650C000015	10/150
16	650C000016	10/140
18	650C000018	10/120
20	650C000020	8/72
22	650C000022	8/72
25	650C000025	6/66
28	650C000028	5/55

- Bodies in de-zincification resistant brass (DZR).
Minimum and maximum working temperatures: -20°C, 120°C (allowed peaks of 150°C).
Nominal pressure:
Copper pipe: 20bar at 25°C, 10bar at 90°C.
PEX and polybutylene pipes: 12bar at 25°C, 5 bar at 90°C.
Threads: ISO 7/1 (equivalent to DIN EN 10226-1 and BS EN 10226-1).


618
Nickel-plated straight male connector with an o-ring


SIZE	CODE	PACKING
12x1/2"	6180012012	18/270
14x1/2"	6180012014	18/270
16x1/2"	6180012016	15/225

- Designed to be used with Itap radiator valves, either manual or thermostatic, with a female thread, and with simple manifolds, with female outlets.
Of course, it may be used with any radiator valve or manifold, as long as they are equipped with 1/2" female connections.
Body in nickel-plated brass.
O-ring in EPDM.
Minimum and maximum working temperatures: -20°C, 120°C (allowed peaks of 150°C).
Nominal pressure: Copper pipe: 20bar at 25°C, 10bar at 90°C.
PEX and polybutylene pipes: 12bar at 25°C, 5 bar at 90°C.
Threads: ISO 228 (equivalent to DIN EN ISO 228 and BS EN ISO 228).


655
Liner


SIZE	CODE	PACKING
12 x 1,1 14 x 2	655BU012110	50/1500
12 x 1,8	655BU012180	50/1500
15 x 1,8 16 x 2,2 16 x 2,3	655BU015180	50/1500
15 x 2,5	655BU015250	50/1500
16 x 1,5 17 x 2 18 x 2,5	655BU016150	50/1500
16 x 2	655BU016200	50/1500
20 x 1,9 20 x 2 22 x 3	655BU020190	40/1200
20 x 2,8	655BU020280	40/1200
22 x 2 22 x 2,1 25 x 3,5	655BU022200	40/1200

- The liner has to be inserted into cross-linked polyethylene or polybutylene pipes before the joint to Itap-Fit® fittings is made.

CODICE	DIAMETRO ESTERNO PER SPESSORE DEL TUBO (mm)
655BU012110	12X1.1, 14X2
655BU012180	12X1.8
655BU015180	15X1.8, 16X2.2, 16X2.3
655BU015250	15X2.5
655BU016150	16X1.5, 17X2, 18X2.5
655BU016200	16X2
655BU020190	20X1.9, 20X2, 22X3
655BU020280	20X2.8
655BU022200	22X2, 22X2.1, 25X3.5

TABELLA DI COMPATIBILITÀ DELLA BUSSOLA ART. 655 CON TUBI IN POLIETILENE RETICOLATO (PEX) O POLIBUTILENE (PB).


671
Disconnecting clip


SIZE	CODE	PACKING
12	671012	10/600
14	671014	10/600
15	671015	10/600
16	671016	10/600
18	671018	10/500
20	671020	10/500
22	671022	10/500
25	671025	10/400
28	671028	10/400

685
Depth gauge


CODE	PACKING
685012028	1/50

575
Shear for multilayer and PEX pipes


CODE	PACKING
575014032	1/0

- Suitable for pipes with diameter from 14mm to 32mm.

680
Pipe deburring tool


CODE	PACKING
680012028	1/80

- Suitable for pipes with diameter from 4mm to 36mm.
Material: polymer.

COMPRESSION FITTINGS FOR COPPER PIPE


ACCORDING TO UNI EN 1254-2 STANDARD

WITH BLACK OLIVE FOR WATER SYSTEMS AND FOOD USE



WITH YELLOW OLIVE FOR GAS AND FLUID HYDROCARBONS SYSTEMS

USE OF THE FITTINGS WITH COPPER PIPE



885 COLLETTORE DI DISTRIBUZIONE COMPLANARE. Derivazioni maschio con sede conica 1/2"



850 COLLETTORE DI DISTRIBUZIONE RICAVATO DA BARRA DI OTTONE



518 RACCORDO INTERMEDIO MASCHIO/MASCHIO



465 COLLETTORE DI DISTRIBUZIONE componibile con VALVOLE DI INTERCETTAZIONE. Derivazioni maschio con sede conica 1/2"



455 COLLETTORE DI DISTRIBUZIONE componibile. Derivazioni maschio con sede conica 1/2"



595 DADO E OGIVA



395 TUBO RAME



995V 595 RAME



395 595 RAME

COMPRESSION FITTINGS FOR COPPER PIPE

595

Nut and tail



SIZE	CODE	PACKING
1/2"x10	595001210	50/300
1/2"x12	595001212	50/300
1/2"x14	595001214	50/300
1/2"x15	595001215	50/300
1/2"x16	595001216	50/300

SIZE	CODE	PACKING
3/4"x15	595003415	25/150
3/4"x18	595003418	25/150

- COMPRESSION FITTINGS FOR COPPER PIPES. WATER SYSTEMS AND FOOD USE.
- WITH BLACK OLIVE FOR WATER SYSTEMS AND FOOD USE
- ACCORDING TO UNI EN 1254-2 STANDARD
- The olive complies with EN 681-1 standard. Minimum and maximum working temperatures: 0°C, 90°C. Maximum working pressure: 10 bar. 1/2" male thread suitable for conical seats with an inner diameter of 16mm. 3/4" thread suitable for EUROKONUS standard.


598

Nut and tail




SIZE	CODE	PACKING
1/2"x12	598001212	50/300
1/2"x14	598001214	50/300
1/2"x15	598001215	50/300
1/2"x16	598001216	50/300
3/4"x18	598003418	25/225

- COMPRESSION FITTINGS FOR COPPER PIPES. GAS AND FLUID HYDROCARBONS SYSTEMS.
- ACCORDING TO UNI EN 1254-2 STANDARD
- WITH YELLOW OLIVE FOR GAS AND FLUID HYDROCARBONS SYSTEMS
- The olive complies with EN 682 standard. Minimum and maximum working temperatures: -15°C, 50°C. Maximum working pressure for gas: 5bar. Maximum working pressure for hydrocarbons: 16bar. 1/2" male thread suitable for conical seats with an inner diameter of 16mm. 3/4" thread suitable for EUROKONUS standard.

COMPRESSION FITTINGS FOR COPPER PIPE
509
Straight female connector

Available sizes: 1/2"x1/2", 1/2"Mx3/4"F, 3/4"x3/4" eurokonus

SIZE	CODE	PACKING
1/2"x1/2"	5090012012	20/520
1/2"x3/4"	5090012034	15/390
3/4"x3/4"	5090034034	12/312

● Male thread 1/2" equipped with a conical seat and inner diameter mm.16.
Male thread 3/4" eurokonus.
Maximum working pressure: 20 bar.

515
Straight male connector

Available sizes: 1/2"x1/2", 1/2"x3/4"eurokonus, 3/4"x3/4" eurokonus

SIZE	CODE	PACKING
1/2"x1/2"	5150012012	30/660
1/2"x3/4"	5150012034	20/440
3/4"x3/4"	5150034034	20/300


● Male thread 1/2" equipped with a conical seat and inner diameter mm.16.
Male thread 3/4" eurokonus.
Maximum working pressure: 20 bar.

530
Equal T coupling

Available sizes: 1/2"x1/2"x1/2", 3/4"x3/4"x3/4" eurokonus

SIZE	CODE	PACKING
1/2"	5300012012	16/240
3/4"	5300034034	8/120

● Male thread 1/2" equipped with a conical seat and inner diameter mm.16.
Male thread 3/4" eurokonus.
Maximum working pressure: 20 bar.

535
Female branch T coupling

Available sizes: 1/2"x1/2"x1/2", 3/4"x3/4"x3/4" eurokonus

SIZE	CODE	PACKING
1/2"	5350012012	14/210
3/4"	5350034034	8/120

● Male thread 1/2" equipped with a conical seat and inner diameter mm.16.
Male thread 3/4" eurokonus.
Maximum working pressure: 20 bar.

COMPRESSION FITTINGS FOR COPPER PIPE
540
Male elbow

Available sizes: 1/2"x1/2", 1/2"x3/4"eurokonus, 3/4"x3/4" eurokonus

SIZE	CODE	PACKING
1/2"x1/2"	5400012012	18/396
1/2"x3/4"	5400012034	13/286
3/4"x3/4"	5400034034	10/220

● Male thread 1/2" equipped with a conical seat and inner diameter mm.16.
Male thread 3/4" eurokonus.
Maximum working pressure: 20 bar.

545
Female elbow

Available sizes: 1/2"x1/2", 1/2"Mx3/4"F, 3/4"x3/4" eurokonus

SIZE	CODE	PACKING
1/2"x1/2"	5450012012	14/308
1/2"x3/4"	5450012034	8/176
3/4"x3/4"	5450034034	8/176

● Male thread 1/2" equipped with a conical seat and inner diameter mm.16.
Male thread 3/4" eurokonus.
Maximum working pressure: 20 bar.

548
Backplate female elbow

Available sizes: 1/2"x1/2", 3/4"x3/4" eurokonus

SIZE	CODE	PACKING
1/2"	5480012012	12/180
3/4"	5480034034	8/112


● Male thread 1/2" equipped with a conical seat and inner diameter mm.16.
Male thread 3/4" eurokonus.
Maximum working pressure: 20 bar.

VX FITTINGS

SUITABLE FOR THE USE WITH HIGH AND LOW DENSITY POLYETHYLENE PIPES



MATERIALS



POS.	DESCRIPTION	Q.TY	MATERIAL
1	Body	1	CW617N brass
2	Tightening brass nut	1	CW617N brass
2A	Flanged tightening ring	1	CW617N brass
3	O-ring	1	Elastomeric seal
4	O-ring pushong washer	1	Stainless steel AISI 304
5	Fastening ring	1	Nickel-plated CW617N brass
5A	Fastening ring	1	CW617N brass
6	Liner for pipes type S5	1	Stainless steel AISI 304
7	Notched washer for screws	4	Stainless steel AISI 304
8	Blocking screw	4	Stainless steel AISI 304

INSTALLATION



COUPLING COMBINATION 4" X 110 MM



VX FITTINGS FOR POLYETHYLENE PIPES

010

Straight female connector




SIZE	CODE	PACKING
1/2"x20	0100012020	20/240
3/4"x25	0100034025	15/180
1"x32	0100100032	12/108
1"1/4x40	0100114040	6/54
1"1/2x50	0100112050	4/28
2"x63	0100200063	2/12

Minimum and maximum working temperatures: -20°C, 110°C (in absence of steam).
Nominal pressure: 25 bar.
Female threads: ISO228 (equivalent to DIN EN ISO 228 and BS EN ISO 228).

010FL

Straight female connector, with flanges




SIZE	CODE	PACKING
2"1/2x75	0100212075	1/12
3"x90	0100300090	1/8
4"x110	0100400110	1/4

Minimum and maximum working temperatures: -20°C, 110°C (in absence of steam).
Nominal pressure: 25 bar.
Female threads: ISO228 (equivalent to DIN EN ISO 228 and BS EN ISO 228).

015

Straight male connector




SIZE	CODE	PACKING
1/2"x20	0150012020	20/240
3/4"x25	0150034025	15/180
1"x32	0150100032	12/108
1"1/4x40	0150114040	6/54
1"1/2x50	0150112050	4/32
2"x63	0150200063	2/12

Minimum and maximum working temperatures: -20°C, 110°C (in absence of steam).
Nominal pressure: 25 bar.
Male threads ISO 7/1 (equivalent to DIN EN 10226-1 and BS EN 10226-1).

015FL

Straight male connector, with flanges



SIZE	CODE	PACKING
2"1/2x75	0150212075	1/12
3"x90	0150300090	1/8
4"x110	0150400110	1/4

Minimum and maximum working temperatures: -20°C, 110°C (in absence of steam).
Nominal pressure: 25 bar.
Male threads ISO 228 (equivalent to DIN EN ISO 228 and BS EN ISO 228).

VX FITTINGS FOR POLYETHYLENE PIPES
020
Straight coupling


SIZE	CODE	PACKING
20	0200012020	12/168
25	0200034025	10/120
32	0200100032	8/56
40	0200114040	4/36
50	0200112050	2/24
63	0200200063	2/16

Minimum and maximum working temperatures: -20°C, 110°C (in absence of steam).
Nominal pressure: 25 bar.

020FL
Straight coupling, with flanges


SIZE	CODE	PACKING
75	0200212075	1/6
90	0200300090	1/5
110	0200400110	1/3

Minimum and maximum working temperatures: -20°C, 110°C (in absence of steam).
Nominal pressure: 25 bar.

025
Extended coupling sleeve, to repair pipes


SIZE	CODE	PACKING
32	0250100032	6/36
40	0250114040	4/20
50	0250112050	2/18
63	0250200063	1/8

Minimum and maximum working temperatures: -20°C, 110°C (in absence of steam).
Nominal pressure: 25 bar.

030
Equal T coupling



SIZE	CODE	PACKING
20	0300012020	6/84
25	0300034025	6/54
32	0300100032	4/28
40	0300114040	4/20
50	0300112050	2/10
63	0300200063	1/5

Minimum and maximum working temperatures: -20°C, 110°C (in absence of steam).
Nominal pressure: 25 bar.

030FL
Equal T coupling, with flanges


SIZE	CODE	PACKING
75	0300212075	1/3
90	0300300090	1/2

Minimum and maximum working temperatures: -20°C, 110°C (in absence of steam).
Nominal pressure: 25 bar.

VX FITTINGS FOR POLYETHYLENE PIPES
035
Female branch T coupling



SIZE	CODE	PACKING
1/2"x20	0350012020	8/112
3/4"x25	0350034025	6/72
1"x32	0350100032	4/36
1"1/4x40	0350114040	4/20
1"1/2x50	0350112050	2/12
2"x63	0350200063	1/6

Minimum and maximum working temperatures: -20°C, 110°C (in absence of steam).
Nominal pressure: 25 bar.
Female threads: ISO228 (equivalent to DIN EN ISO 228 and BS EN ISO 228).

035FL
Female branch T coupling, with flanges



SIZE	CODE	PACKING
2"1/2x75	0350212075	1/4
3"x90	0350300090	1/3
4"x110	0350400110	1/1

Minimum and maximum working temperatures: -20°C, 110°C (in absence of steam).
Nominal pressure: 25 bar.
Female threads: ISO228 (equivalent to DIN EN ISO 228 and BS EN ISO 228).

040
Male elbow


SIZE	CODE	PACKING
1/2"x20	0400012020	15/180
3/4"x25	0400034025	12/108
1"x32	0400100032	8/56
1"1/4x40	0400114040	4/32
1"1/2x50	0400112050	4/24
2"x63	0400200063	2/12

Minimum and maximum working temperatures: -20°C, 110°C (in absence of steam).
Nominal pressure: 25 bar.
Male threads ISO 7/1 (equivalent to DIN EN 10226-1 and BS EN 10226-1).

040FL
Male elbow, with flanges


SIZE	CODE	PACKING
2"1/2x75	0400212075	1/6
3"x90	0400300090	1/4

Minimum and maximum working temperatures: -20°C, 110°C (in absence of steam).
Nominal pressure: 25 bar.
Male threads ISO 228 (equivalent to DIN EN ISO 228 and BS EN ISO 228).

VX FITTINGS FOR POLYETHYLENE PIPES
045
Female elbow


SIZE	CODE	PACKING
1/2"x20	0450012020	15/180
3/4"x25	0450034025	12/108
1"x32	0450100032	8/64
1"1/4x40	0450114040	6/36
1"1/2x50	0450112050	4/24
2"x63	0450200063	2/12

Minimum and maximum working temperatures: -20°C, 110°C (in absence of steam).
Nominal pressure: 25 bar.
Female threads: ISO228 (equivalent to DIN EN ISO 228 and BS EN ISO 228).

045FL
Female elbow, with flanges


SIZE	CODE	PACKING
2"1/2x75	0450212075	1/8
3"x90	0450300090	1/4
4"x110	0450400110	1/2

Minimum and maximum working temperatures: -20°C, 110°C (in absence of steam).
Nominal pressure: 25 bar.
Female threads: ISO228 (equivalent to DIN EN ISO 228 and BS EN ISO 228).

050
Elbow coupling


SIZE	CODE	PACKING
20	0500012020	12/108
25	0500034025	10/90
32	0500100032	6/42
40	0500114040	4/24
50	0500112050	2/16
63	0500200063	1/6

Minimum and maximum working temperatures: -20°C, 110°C (in absence of steam).
Nominal pressure: 25 bar.

050FL
Elbow coupling, with flanges


SIZE	CODE	PACKING
75	0500212075	1/4
90	0500300090	1/2

Minimum and maximum working temperatures: -20°C, 110°C (in absence of steam).
Nominal pressure: 25 bar.

VX FITTINGS FOR POLYETHYLENE PIPES
048
Backplate female elbow


SIZE	CODE	PACKING
1/2"x20	0480012020	15/105
3/4"x25	0480034025	12/84
1"x32	0480100032	8/56

Minimum and maximum working temperatures: -20°C, 110°C (in absence of steam).
Nominal pressure: 25 bar.
Female threads: ISO228 (equivalent to DIN EN ISO 228 and BS EN ISO 228).

055
Stainless steel liner


SIZE	CODE	PACKING
20	0550012020	100/1200
25	0550034025	75/525
32	0550100032	50/350
40	0550114040	30/150
50	0550112050	20/100
63	0550200063	10/50
75	0550212075	8/24
90	0550300090	6/18
110	0550400110	2/12


Liner in stainless steel AISI 304, whose purpose is to structurally strengthen polyethylene pipes that are used with pipe of S5 series.
To use exclusively with VX and VX-N fittings.

VX-N FITTINGS

SUITABLE FOR THE USE WITH HIGH AND LOW DENSITY POLYETHYLENE PIPES



MATERIALS




POS.	DESCRIPTION	Q.TY	MATERIAL
1	Body	1	CW617N brass
2	Tightening brass nut	1	CW617N brass
3	O-ring	1	NBR
4	O-ring pushing ring	1	Stainless steel AISI 304
5	Fastening ring	1	Nickel-plated CW617N brass
6	Liner for pipes type S5	1	Stainless steel AISI 304

INSTALLATION



710

Straight female connector




SIZE	CODE	PACKING
1/2"x20	7100012020	20/280
3/4"x25	7100034025	15/180
1"x32	7100100032	12/108
1"1/4x40	7100114040	6/54

Minimum and maximum working temperatures: -20°C, 110°C (in absence of steam).
Nominal pressure: 25 bar.
Threads: ISO 228 (equivalent to DIN EN ISO 228 and BS EN ISO 228).

715

Straight male connector



SIZE	CODE	PACKING
1/2"x20	7150012020	20/280
3/4"x25	7150034025	15/180
1"x32	7150100032	12/108
1"1/4x40	7150114040	6/54

Minimum and maximum working temperatures: -20°C, 110°C (in absence of steam).
Nominal pressure: 25 bar.
Threads: ISO 228 (equivalent to DIN EN ISO 228 and BS EN ISO 228).

720

Straight coupling



SIZE	CODE	PACKING
20	7200012020	12/168
25	7200034025	10/120
32	7200100032	8/56
40	7200114040	4/36

Minimum and maximum working temperatures: -20°C, 110°C (in absence of steam).
Nominal pressure: 25 bar.

VX-N FITTINGS FOR POLYETHYLENE PIPES

730

Equal T coupling



SIZE	CODE	PACKING
20	7300012020	6/84
25	7300034025	6/54
32	7300100032	4/28
40	7300114040	4/20

Minimum and maximum working temperatures: -20°C, 110°C (in absence of steam).
Nominal pressure: 25 bar.

735

Female branch T coupling




SIZE	CODE	PACKING
1/2"x20	7350012020	8/96
3/4"x25	7350034025	6/72
1"x32	7350100032	4/36
1"1/4x40	7350114040	4/24

Minimum and maximum working temperatures: -20°C, 110°C (in absence of steam).
Nominal pressure: 25 bar.
Threads: ISO 228 (equivalent to DIN EN ISO 228 and BS EN ISO 228).

740

Male elbow



SIZE	CODE	PACKING
1/2"x20	7400012020	15/210
3/4"x25	7400034025	12/108
1"x32	7400100032	8/64
1"1/4x40	7400114040	6/36

Minimum and maximum working temperatures: -20°C, 110°C (in absence of steam).
Nominal pressure: 25 bar.
Threads: ISO 228 (equivalent to DIN EN ISO 228 and BS EN ISO 228).

745

Female elbow



SIZE	CODE	PACKING
1/2"x20	7450012020	15/210
3/4"x25	7450034025	12/144
1"x32	7450100032	8/56
1"1/4x40	7450114040	6/36

Minimum and maximum working temperatures: -20°C, 110°C (in absence of steam).
Nominal pressure: 25 bar.
Threads: ISO 228 (equivalent to DIN EN ISO 228 and BS EN ISO 228).

750

Elbow coupling



SIZE	CODE	PACKING
20	7500012020	12/108
25	7500034025	10/90
32	7500100032	6/42
40	7500114040	4/24

Minimum and maximum working temperatures: -20°C, 110°C (in absence of steam).
Nominal pressure: 25 bar.


055

Stainless steel liner




SIZE	CODE	PACKING
20	0550012020	100/1400
25	0550034025	75/525
32	0550100032	50/350
40	0550114040	30/150

Liner in stainless steel AISI 304, whose purpose is to structurally strengthen polyethylene pipes that are used with pipe of S5 series. To use exclusively with VX and VX-N fittings.

MECHANICAL FITTINGS AND ACCESSORIES
151
3-piece straight connector, flat washer



SIZE	PRESSURE	CODE	PACKING
1/2"	50bar/725psi	1510012	20/240
3/4"	40bar/580psi	1510034	15/135
1"	40bar/580psi	1510100	12/84
1"1/4	30bar/435psi	1510114	8/64
1"1/2	30bar/435psi	1510112	6/36
2"	25bar/362,5psi	1510200	2/24

- ✔ Suitable for domestic water services, heating and air-conditioning plants. Body in brass. Minimum and maximum working temperatures: -20°C, 120°C (in absence of steam). Female threads: ISO228 (equivalent to DIN EN ISO 228 and BS EN ISO 228).

152
3-piece elbow, flat washer



SIZE	PRESSURE	CODE	PACKING
1/2"	50bar/725psi	1520012	15/180
3/4"	40bar/580psi	1520034	12/84
1"	40bar/580psi	1520100	8/56
1"1/4	30bar/435psi	1520114	6/36

- ✔ Suitable for domestic water services, heating and air-conditioning plants. Body in brass. Minimum and maximum working temperatures: -20°C, 120°C (in absence of steam). Female threads: ISO228 (equivalent to DIN EN ISO 228 and BS EN ISO 228).

161
3-piece straight connector, with o-ring



SIZE	PRESSURE	CODE	PACKING
1/2"	50bar/725psi	1610012	20/240
3/4"	40bar/580psi	1610034	15/135
1"	40bar/580psi	1610100	12/84
1"1/4	30bar/435psi	1610114	8/64
1"1/2	30bar/435psi	1610112	6/36
2"	25bar/362,5psi	1610200	2/24

- ✔ Suitable for domestic water services, heating and air-conditioning plants. Body in nickel-plated brass. Minimum and maximum working temperatures: -20°C, 120°C (in absence of steam). Female threads: ISO228 (equivalent to DIN EN ISO 228 and BS EN ISO 228).
- ✔ Size 1"1/2 and 2" have flat seat.

161G
3-piece straight connector, with o-ring


SIZE	PRESSURE	CODE	PACKING
1/2"	50bar/725psi	1610012G	20/240
3/4"	40bar/580psi	1610034G	15/135
1"	40bar/580psi	1610100G	12/84
1"1/4	30bar/435psi	1610114G	8/64

- ✔ Suitable for domestic water services, heating and air-conditioning plants. Body in brass. Minimum and maximum working temperatures: -20°C, 120°C (in absence of steam). Female threads: ISO228 (equivalent to DIN EN ISO 228 and BS EN ISO 228).

162
3-piece elbow, with o-ring


SIZE	PRESSURE	CODE	PACKING
1/2"	50bar/725psi	1620012	15/180
3/4"	40bar/580psi	1620034	12/84
1"	40bar/580psi	1620100	8/56
1"1/4	30bar/435psi	1620114	6/36

- ✔ Suitable for domestic water services, heating and air-conditioning plants. Body in nickel-plated brass. Minimum and maximum working temperatures: -20°C, 120°C (in absence of steam). Female threads: ISO228 (equivalent to DIN EN ISO 228 and BS EN ISO 228).

MECHANICAL FITTINGS AND ACCESSORIES
154
Connector for water meters


SIZE	PRESSURE	CODE	PACKING
3/4"x1/2"	20bar/290psi	1540034	20/280
1"x3/4"	20bar/290psi	1540100	10/150
1"1/4x1"	20bar/290psi	1540114	6/84
1"1/2x1"1/4	20bar/290psi	1540112	2/60
2"x1"1/2	20bar/290psi	1540200	2/32
2"1/2x2"	20bar/290psi	1540212I	1/20

- ✔ Available sizes: F3/4"xM1/2", F1"XM3/4", F1"1/4XM1", F1"1/2XM1"1/4, F2"XM1"1/2, F2"1/2XM2". Nut and tail in brass. Minimum and maximum working temperatures: -20°C, 120°C. Threads: ISO 228 (equivalent to DIN EN ISO 228 and BS EN ISO 228).
- ✔ Available also with NPT thread. ACS approved in 3/4 "and 1" sizes.

110
5-way connector for pumps and tanks


SIZE	PRESSURE	CODE	PACKING
1"	25bar/362.5psi	1100100	6/66

- ✔ Body in brass. Nominal pressure: 25 bar. Female threads: ISO228 (equivalent to DIN EN ISO 228 and BS EN ISO 228). Male threads: ISO 7/1 (equivalent to DIN EN 10226-1 and BS EN 10226-1).

275
Reduction 3/8"x1/2"


SIZE	CODE	PACKING
3/8"x1/2"	2750012	250/2750

- ✔ Female threads: ISO228 (equivalent to DIN EN ISO 228 and BS EN ISO 228).

276
Reduction 3/4"x1/2", inner hexagon


SIZE	CODE	PACKING
3/4"x1/2"	2760034	125/1000

- ✔ Female threads: ISO228 (equivalent to DIN EN ISO 228 and BS EN ISO 228).

142
PTFE taper


CODE	PACKING
1420012	300/300

- ✔ Available size: mm12xmm0,076. Length: m12.

MECHANICAL FITTINGS AND ACCESSORIES
ROL075
Thread sealing for metal thread joints


CODE	PACKING
ROL075	4/32

- ml.75
- Composition: anaerobic methacrylate.
Colour: yellow.
Viscosity (+B2652+25° - mPa s): 20.000 - 80.000 thixotropic.
Specific weight (g/ml): 1,1.
Fluorescence: under blue light.
Flash point: > +100°C.
Gap filling: M56 / 2" / 0,30mm.
Handling cure time: 15-30 minutes.
Functional cure time: 1-2 hours.
Final cure time: 3-6 hours.
Locking torque breakaway (ISO 10964): 18 - 24 N x m.
Locking torque prevailing (ISO 10964): 7 - 14 N x m.
Shear strength (ISO 10123: 6-3 N/mm2).
Temperature range: -55°C - +150°C.
- Anaerobic curing adhesive for sealing of metal thread joints only.
Approved for Gas (DVGW, DIN-EN 751-1), high pressure gas and GLP for working pressure up to 20 Bars.
WRAS listed for contact with wholesome (potable) water.
NSF registered in cat. P1 as acceptable for use as a sealant in and around food processing area.
Approved for use with gaseous oxygen up to 10 Bars and +60°C (BAM Ref. N° II-717/2007 E).
It seals against gas, water, LPG, hydrocarbons, oils and other chemicals.
Thixotropic property prevents migration of sealant from thread before or during curing.
It replaces PTFE tape and yarn and gives instant sealing against moderate pressure.
Shock and vibrations resistant, sealing properties unaffected over the temperature range from -55°C to +150°C.

TUB100
Thread sealing for metal thread joints


CODE	PACKING
TUB100	7/35

- ml.100
- Composition: anaerobic methacrylate.
Colour: yellow.
Viscosity (+B2652+25° - mPa s): 20.000 - 80.000 thixotropic.
Specific weight (g/ml): 1,1.
Fluorescence: under blue light.
Flash point: > +100°C.
Gap filling: M56 / 2" / 0,30mm.
Handling cure time: 15-30 minutes.
Functional cure time: 1-2 hours.
Final cure time: 3-6 hours.
Locking torque breakaway (ISO 10964): 18 - 24 N x m.
Locking torque prevailing (ISO 10964): 7 - 14 N x m.
Shear strength (ISO 10123: 6-3 N/mm2).
Temperature range: -55°C - +150°C.
- Anaerobic curing adhesive for sealing of metal thread joints only.
Approved for Gas (DVGW, DIN-EN 751-1), high pressure gas and GLP for working pressure up to 20 Bars.
WRAS listed for contact with wholesome (potable) water.
NSF registered in cat. P1 as acceptable for use as a sealant in and around food processing area.
Approved for use with gaseous oxygen up to 10 Bars and +60°C (BAM Ref. N° II-717/2007 E).
It seals against gas, water, LPG, hydrocarbons, oils and other chemicals.
Thixotropic property prevents migration of sealant from thread before or during curing.
It replaces PTFE tape and yarn and gives instant sealing against moderate pressure.
Shock and vibrations resistant, sealing properties unaffected over the temperature range from -55°C to +150°C.

ACCESSORIES FOR SOLAR HEATING SYSTEMS



Automatic air vent valve for solar heating systems

190



Thermostatic mixing valve for solar heating systems

190



Temperature and pressure relief valve for solar heating systems

190



Diaphragm safety relief valve - f/f threads - for solar heating systems

190



Drain ball valve with brass hose connection for solar heating systems

191



3-way diverter zone ball valve

191




Electric actuator for zone ball valves

191




Electric actuator for zone ball valves with manual unlocking device

191

ACCESSORIES FOR SOLAR HEATING SYSTEMS
362S
Automatic air vent valve for solar heating systems


SIZE	PRESSURE	CODE	PACKING
3/8" (DN 10)	10bar/145psi	3620038S	10/70
1/2" (DN 15)	10bar/145psi	3620012S	10/70

- Body in nickel-plated brass.
Minimum and maximum working temperatures: -20°C, 180°C.
Nominal pressure: 10 bar.
Threads: ISO228 (equivalent to DIN EN ISO 228 and BS EN ISO 228).

475
Thermostatic mixing valve for solar heating systems


SIZE	PRESSURE	CODE	PACKING
3/4" (DN 20)	10bar/145psi	4750034	1/12
1" (DN 25)	10bar/145psi	4750100	1/12

- Body in brass.
Female threads.
Nominal pressure: 10 bar.
Maximum working temperature: 110°C.
Setting range: from 35°C to 55°C.
KV= 2,17 m3/h.
Threads: ISO228 (equivalent to DIN EN ISO 228 and BS EN ISO 228).

477
Temperature and pressure relief valve for solar heating systems



SIZE	PRESSURE	CODE	PACKING
3/4" (DN 20)	10bar/145psi	4770034	1/39

- It provides automatic temperature and pressure relief protection for hot water and storage tank. It is equipped with a manually operating lever. The valve lever must be manually operated at least once a year to insure that water-ways are clear.
Body in antidezincification brass.
105 mm extension thermostat.
Setting temperature: 90°C.
Power rating: 25KW.
Setting pressure: 7 bar.
Threads: ISO228 (equivalent to DIN EN ISO 228 and BS EN ISO 228).

478
Diaphragm safety relief valve - f/f threads - for solar heating systems


SIZE	PRESSURE	CODE	PACKING
1/2"x3/4"	10bar/145psi	4780012	10/90

- It provides automatic pressure relief protection for hot water and storage tank. It is equipped with a manually operating lever. The valve lever must be manually operated at least once a year to insure that water-ways are clear.
Body in nickel-plated brass.
Nominal pressure: 10 bar.
Available setting: 6 bar.
Minimum and maximum working temperatures: -20°C, 160°C.
Opening overpressure: 20%.
Closing differential: 20%.
Threads: ISO228 (equivalent to DIN EN ISO 228 and BS EN ISO 228).

ACCESSORIES FOR SOLAR HEATING SYSTEMS
139S
Drain ball valve with brass hose connection for solar heating systems


SIZE	PRESSURE	CODE	PACKING
1/2" (DN 15)	16bar/232psi	1390012S	20/140

- Body in brass.
Hose connection in brass.
Minimum and maximum working temperature: -10°C, 140°C.
Threads: ISO228 (equivalent to DIN EN ISO 228 and BS EN ISO 228).

982
3-way diverter zone ball valve


SIZE	PRESSURE	CODE	PACKING
3/4" (DN 20)	16bar/232psi	9820034	1/15
1" (DN 25)	16bar/232psi	9820100	1/9

- Body in nickel-plated brass.
Full flow ball.
Maximum working pressure: 16 bar.
Maximum differential pressure: 10bar.
Minimum and maximum working temperatures: -10°C (with antifreeze solution), 100°C.
Threads: ISO 228 (equivalent to DIN EN ISO 228 and BS EN ISO 228).
Suitable for the electric actuators art. 990 and 991.

990
Electric actuator for zone ball valves


SIZE	CODE	PACKING
230V x 25sec	99023025	1/17
230V x 50sec	99023050	1/17

- Bidirectional electric actuators.
Supplied with an auxiliary microswitch.
Case in nylon.
Power supply voltage: 230V.
Power consumption: 4VA.
Minimum and maximum working ambient temperature: -5°C, 70°C.
Class of protection: IP54.
Capacity of the auxiliary connection: 2A.
Operating time: 25 or 50 seconds.
Angle of rotation: 90°.
Starting torque:
- 50" model: 10Nm;
- 25" model: 5Nm.

991
Electric actuator for zone ball valves with manual unlocking device


SIZE	CODE	PACKING
230V x 25sec	99123025	1/17
230V x 50sec	99123050	1/17
24V x 50sec	99102450	1/17

- Bidirectional electric actuators.
Supplied with an auxiliary microswitch.
Case in nylon.
Power supply voltage: 230V or 24V.
Power consumption: 4VA.
Minimum and maximum working ambient temperature: -5°C, 70°C.
Class of protection: IP54.
Capacity of the auxiliary connection: 2A.
Operating time: 25 or 50 seconds.
Angle of rotation: 90°.
Starting torque:
- 50" model: 10Nm;
- 25" model: 5Nm.

NUMERICAL INDEX BY CODE

010	Straight female connector	177
010FL	Straight female connector with flange	177
015	Straight male connector	177
015FL	Straight male connector with flange	177
020	Straight coupling	178
020FL	Straight coupling with flanges	178
025	Extended coupling sleeve, to repair pipes	178
030	Equal T coupling	178
030FL	Equal T coupling with flanges	178
035	Female branch T coupling	179
035FL	Female branch T coupling with flanges	179
040	Male elbow	179
040FL	Male elbow with flanges	179
045	Female elbow	180
045FL	Female elbow with flanges	180
048	Backplate female elbow	181
050	Elbow coupling	180
050FL	Elbow coupling with flanges	180
055	Stainless steel liner	181
055	Stainless steel liner	183
060	Gas angle ball valve	59
062	Gas angle ball valve with revolving female nut	59
066	LONDON ball valve, full flow	54
067	LONDON ball valve, full flow	55
068	LONDON ball valve, full flow	55
069	LONDON ball valve, full flow	55
070	BERLIN ball valve, full flow	57
071	BERLIN ball valve, full flow	58
072	BERLIN ball valve, full flow	58
073	BERLIN ball valve, full flow	58
076	MADRID ball valve, full flow	30
077	MADRID ball valve, full flow	31
078	MADRID ball valve, full flow	31
079	MADRID ball valve, full flow	31
080	PARIS ball valve, full flow	32
081	PARIS ball valve, full flow	33
082	PARIS ball valve, full flow	33
083	PARIS ball valve, full flow	33
084	Flat lever handle for ball valves	44
084G	Flat lever handle for ball valves	60
084LK	Locking device for lockable flat lever handle	45
084PP	Pin for locking device	45
086	Lever handle for ball valves and bibcocks	44
086G	Lever handle for ball valves	60
087	T handle for ball valves and bibcocks	46
087G	T handle for ball valves	60
088	Extended handle for lined piping	46

089B	Stainless steel lever handle	45
090	IDEAL ball valve, full flow	34
091	IDEAL ball valve, full flow	35
092	IDEAL ball valve, full flow	35
092K	Ball valve kit	129
093	IDEAL ball valve, full flow	35
098	IDEAL ball valve, full flow, for manifolds	36
098S	IDEAL ball valve with o-ring, full flow, for manifolds	36
098SDC	IDEAL ball valve, full flow, for manifolds, without union	36
098SK	Ball valve kit	135
098RSK	Ball valve kit	134
099	Full flow ball valve, male/male threads	47
100	EUROPA® check valve	15
101	BLOCK® check valve	19
102	Strainer for EUROPA®, YORK®, ROMA®, BLOCK®	21
103	YORK® check valve	17
104	ROMA® check valve	21
105	EUROPA® foot valve	15
106	BLOCK® foot valve	19
107	Strainer for EUROPA®, YORK®, ROMA®, BLOCK®	21
108	YORK® foot valve	17
110	5-way connector for pumps and tanks	185
111	ORIENT ball valve, reduced flow	42
112	ORIENT ball valve, reduced flow	43
113	ORIENT ball valve, reduced flow	43
114	ORIENT ball valve, reduced flow	43
115	Full flow ball valve with drain cock	47
116	VIENNA ball valve, standard flow	38
117	VIENNA ball valve, standard flow	39
118	VIENNA ball valve, standard flow	39
119	VIENNA ball valve, standard flow	39
125	MINI ball valve	46
126	MINI ball valve	47
128	3-way ball valve	48
130	Swing check valve	23
131	SPIN Hose bibcock with mobile connection	49
132	Ball hose bibcock	49
133	Ball hose bibcock	49
134	Ball hose bibcock	49
136	Build-in ball valve with blind cap	64
138	Build-in ball valve with handle	64
139	Drain ball valve with brass hose connection	52
139R	Drain ball valve with brass hose connection and plastic handle	52
139S	Drain ball valve with brass hose connection for solar heating systems	191
140	Foot valve	23
142	Teflon tape	185
143	EUROPRESS pressure reducing valve	80
143MM	EUROPRESS pressure reducing valve without connection	80
144	Ball hose bibcock with lockpad eye and brass connection	51
146	3-piece straight connector, flat washer	79
151	Connection for water meters	184
152	Gate valve PN16	184

154	3-piece straight connector, with o-ring	185
156	3-piece straight connector, with o-ring	48
161	3-piece elbow, with o-ring	184
161G	GAR ball hose bibcock	184
162	GAR ball hose bibcock	184
166	GAR ball hose bibcock	50
167	GAR ball bibcock	50
168	GAR ball bibcock	50
174	GAR ball hose bibcock	50
176	GAR ball hose bibcock	51
178	GAR ball hose bibcock	51
180	GAR ball hose bibcock	51
187	Polyphosphate proportional doser I-Doser	73
187CA	I-DOSEER polyphosphate solid refill	73
188	Magnetic compact dirt separator I-MAG	75
188S	Magnetic dirt separator I-MAG XL	77
188SR	Magnetic dirt separator I-MAG XL	77
189	Self-cleaning strainer	87
189CA	Cartridge for self-cleaning strainer art. 189	87
191	Garden hose bibcock with brass connection	52
192	Y strainer	84
192CA	Cartridge for Y strainer art. 192	84
192CA	Cartridge for Y strainer art. 192	85
193	Nickel-plated Y strainer	85
194	Air vent valve	142
194O	Adjustable nickel-plated air vent valve	143
195	Revolving drain cock	143
211	ORIENT ball valve, reduced flow	43
216	VIENNA ball valve, standard flow	40
217	VIENNA ball valve, standard flow	40
220	Bibcock with washing machine valve	67
225	Horizontal washing machine valve, heavy pattern	67
226	Horizontal washing machine valve	67
228	Inclined washing machine valve	67
230	One-piece spacer for faucets	68
240	Washing machine and dishwasher valve	68
243	EUROPRESS pressure reducing valve, DZR brass	81
250	Washing machine valve	68
255	3-way washing machine valve	68
266	LONDON ball valve, full flow	56
267	LONDON ball valve, full flow	56
275	Reduction 3/8"x1/2"	185
276	Nickel-plated 1/2"x3/4" reduction, inner hexagon	185
280	Brass hose connection	52
282	Nylon hose connection	52
282O	Mobile hose connection in nylon	52
285	Stainless steel rosette	66
286	Plastic rosette	100
290	IDEAL ball valve, full flow	36
290P	IDEAL DVGW ball valve, full flow	28
291P	IDEAL DVGW ball valve, full flow	29
292P	IDEAL DVGW ball valve, full flow	29

293P	IDEAL DVGW ball valve, full flow	29
294	Straight manual valve, female thread	96
294S	Straight manual valve, female thread, with O-ring	98
295	Straight manual valve, male thread	97
295S	Straight manual valve, male thread, with O-ring	99
296	Straight lockshield, female thread	96
296S	Straight lockshield, female thread, with O-ring	90
296S	Straight lockshield, female thread, with O-ring	98
297	Straight lockshield, male thread	97
297S	Straight lockshield, male thread, with O-ring	91
297S	Straight lockshield, male thread, with O-ring	99
298	IDEAL angle ball valve, full flow, for manifolds	37
298S	IDEAL angle ball valve, with o-ring, full flow, for manifolds	37
298SDC	IDEAL angle ball valve full flow, for manifolds,without union	37
298SK	Angle ball valve kit	135
298RSK	Angle ball valve kit	134
299	Plug for radiators with air vent valve	143
305	Straight two pipe valve for panel radiators	100
306	Fitting for straight and angle two pipe valve for panel radiator	100
306K	Two-pipe valves adapter, with thread 3/4" M	100
315	Angle two pipe valve for panel radiators	100
340	Build-in valve with blind cap	64
345	Buid-in valve with handle	64
346	Supply stop	65
348	Supply stop with nut and washer	65
350L	Supply bibcock, polished brass	53
355L	Hose bibcock, polished brass	53
355S	Hose bibcock, sandblasted/chromed brass	53
360	MINIPRESS pressure reducing valve	82
361	MINIPRESS pressure reducing valve, pressure gauge connection	82
362	Automatic air vent valve	141
362R	Automatic air vent valve, compact	141
362S	Automatic air vent valve for solar heating systems	190
363	Automatic air vent valve, side outlet	141
364	Automatic air vent valve, side inlet	141
364R	Automatic air vent valve, side inlet, compact	141
365	Automatic check valve	142
366	Safety relief valve for boilers	142
367	Safety relief valve for boilers, with lever handle	142
368	Diaphragm safety relief valve, female/female threads	144
368M	Diaphragm safety relief valve, female/female threads	145
369	Diaphragm safety relief valve, male/female threads	144
369M	Diaphragm safety relief valve, male/female threads,	145
375	Toilet tank valve	66
376	GREEN ball valve, full flow	26
377	GREEN ball valve, full flow	27
378	GREEN ball valve, full flow	27
379	GREEN ball valve, full flow	27
385	Ball supply stop with strainer	65
386	Ball supply stop with articulated connection	65
387	Supply stop and washing machine valve	66
390	Drain trap for washing machines	69

391	Washing machine ball valve	69
392	Washing machine ball valve	69
394	Angle manual valve, female thread	96
394S	Angle manual valve, female thread, with O-ring	98
395	Angle manual valve, male thread	97
395S	Angle manual valve, male thread, with O-ring	99
396	Angle lockshield, male thread	96
396S	Angle lockshield, male thread, with O-ring	92
396S	Angle lockshield, male thread, with O-ring	98
397	Angle lockshield, male thread	97
397S	Angle lockshield, male thread, with O-ring	93
397S	Angle lockshield, male thread, with O-ring	99
450	Modular distribution manifold, female outlets	104
455	Modular distribution manifold, male outlets	104
456	Modular distribution manifold, 1/2" male outlets, flat seat	104
465	Modular distribution manifold with shut-off valves, male outlets	104
471N	Adapter for flow meters - 1" manifolds	131
471FL	Flow meter	131
475	Thermostatic mixing valve for solar heating systems	190
477	Temperature and pressure relief valve for solar heating systems	190
478	Diaphragm safety relief valve - f/f threads -	190
482	Pressure gauge, bottom connection, 0-10bar	138
482R	Pressure gauge, bottom connection, 0-6bar	139
483	Pressure gauge back connection, 0-10bar	139
483R	Pressure gauge back connection, 0-6bar	139
484	Thermometer and pressure gauge, bottom connection	140
485	Thermometer and pressure gauge, back connection	140
487K01	Straight ball valve and thermometer fitting kit	135
487K02	Angle ball valve and thermometer fitting kit	135
488	Angle valve	69
487K01R	Straight ball valve and thermometer fitting kit	134
487K02R	Angle ball valve and thermometer fitting kit	134
489A	Adjustable end piece with drain valve and automatic air vent valve	132
489AR	Adjustable end piece with drain valve and automatic air vent valve	132
489M	Adjustable end piece with drain valve and manual air vent valve	132
489MR	Adjustable end piece with drain valve and manual air vent valve	132
489SO	Adjustable drain valve	132
490	Male end fitting for manifolds	136
490S	Adjustable male end fitting for manifolds	136
491	Female end fitting for manifolds	136
492	Thermometer fitting	137
492B	Thermometer union	137
492BC	Thermometer union complete with thermometer	37
492BC	Thermometer union complete with thermometer	137
492C	Thermometer fitting, complete with thermometer	137
492N	Surface thermometer	136
493	Thermometer, back connection	140
494	Male end cap with o-ring	138
494	Male end cap with o-ring	165
495	Male end fitting with o-ring	138
496	Female end cap with washer	138
497	Adjustable male/male fitting with O-ring	130

498	Metal box for manifolds	115
498	Metal box for manifolds	125
498	Metal box for manifolds	129
498R	Metal box for manifolds – Compact model	115
498R	Metal box for manifolds – Compact model	125
498ST	Mounting brackets in steel for metal boxes	115
498ST	Mounting brackets in steel for metal boxes	125
498ST	Mounting brackets in steel for metal boxes	129
499	Universal plastic box for manifolds	105
499CC	Set to fix simple manifolds to plastic boxes	105
499CS	Set to fix dual manifolds to plastic boxes	105
509	Straight female connector	163
509	Straight female connector	174
510	MULTI-FIT® straight female connector	162
515	Straight male connector	163
515	Straight male connector	174
518N	Male/male adapter - 1" manifolds	131
518N	Male/male adapter - 1" manifolds	164
519N	Male/male adapter with an o-ring for art. 860 - 1"1/4	131
519N	Male/male adapter with an o-ring for art. 860 - 1"1/4	165
530	Equal T coupling	163
530	Equal T coupling	174
535	Female branch T coupling	163
535	Female branch T coupling	174
540	Male elbow	163
540	Male elbow	175
545	Female elbow	164
545	Female elbow	175
548	Backplate female elbow	164
548	Backplate female elbow	175
570	Connecting/diconnecting tool	165
575	Shear for multilayer and PEX pipes	165
575	Shear for multilayer and PEX pipes	171
578	Metal template with 2 backplate elbows	164
595	Nut and olive	173
595M	Nut and adapter	162
595P	Nut and adapter	162
598	Nut and olive	173
610	Straight female connector	167
615	Straight male connector	167
618	Nickel-plated straight male connector with an o-ring	170
620	Straight coupling	167
625	Stop end	168
630	Equal T coupling	168
635	Female branch T coupling	168
640	Male elbow	169
645	Female elbow	169
648	Backplate female elbow	169
650	Elbow coupling	170
655	Liner	170
671	Disconnecting clip	171
680	Pipe deburring tool	165

680	Pipe deburring tool	171
685	Depth gauge	171
706	Washing machine ball valve	69
710	Straight female connector	182
715	Straight male connector	182
720	Straight coupling	182
730	Equal T coupling	183
735	Female branch T coupling	183
740	Male elbow	183
745	Female elbow	183
750	Elbow coupling	183
820	Mechanical room thermostat with simple switching	148
820C	Mechanical room with changeover switching	148
820CS	Mechanical room thermostat with changeover switching, on/off and functioning led	148
850/38	Distribution manifold, made out of brass bar,	119
850/50	Distribution manifold, made out of brass bar,	118
852	Distribution manifold in stainless steel, centres distance mm.50	107
860	Distribution manifold, made out of brass bar, bilateral outlets	119
860BY	Off-centre by-pass kit	130
862	Distribution manifold in stainless steel, bilateral outlets,	107
885	Dual distribution manifold, male outlets	105
891	Thermostatic control head with oil-filled element	94
891GA	Tamper-proof cap for thermostatic control heads	94
891M	Electrothermal actuator	130
891MR	Electrothermal actuator	131
891R	Electrothermal actuator	94
891SD	Thermostatic control head with remote control	94
894C	Straight convertible valve with cap, female thread	90
894K	Pair of union connections, flat seat	128
894V	Straight convertible valve with handle, female thread	90
895C	Straight convertible valve with cap, male thread	91
895V	Straight convertible valve with handle, male thread	91
905C	Complete pre-assembled manifold, with flow meters	120
906	Ball supply stop	66
907C	Complete pre-assembled manifold in stainless steel,	108
910C	Complete pre-assembled manifold, with lockshields	120
912C	Complete pre-assembled manifold in stainless steel,	108
915C	Pre-assembled manifold with flow meters	121
915CK	Extension kit for manifolds	130
916C	Pre-assembled manifold with flow meters	121
917C	Pre-assembled manifold in stainless steel with flow meters	109
917CDE	Pre-assembled manifold with flow meters,	109
917CDEB	Pre-assembled manifold with flow meters, air vent valve and drain cock – Automatic flow control	111
918C	Pre-assembled manifold with flow meters	110
918CB	Pre-assembled manifold with flow meters, air vent valve and drain cock – Automatic flow control	112
920C	Pre-assembled manifold with lockshields	122
922C	Pre-assembled manifold in stainless steel with lockshields	110
922MO	Pre-assembled manifold in stainless steel with air vent valve	111
925	Single manifold, with lockshields	122
927	Single manifold in stainless steel, with lockshields	112
930	Single manifold, with flow meters	123
932	Single manifold in stainless steel, with flow meters	113

935	Single manifold with shut-off valves preset	123
937	Single manifold in stainless steel with shut-off valves	113
937M	Single manifold with shut-off valves with handles	114
940	Single manifold in brass steel with shut-off valves	124
942	Single manifold in stainless steel with shut-off valves	114
945	Single manifold, with 3/4" EUROKONUS outlets	124
947	Single manifold in stainless steel, with 3/4" EUROKONUS outlets	114
949	Set point regulating unit	128
949BY	Primary circuit by-pass kit	128
949CEF	Wring case for pump connection	128
949ST	Mounting brackets for set point regulating unit	129
950C	Digital electronic room chronothermostat	149
950ST	Digital electronic room chronothermostat	149
951	Gruppo di distribuzione diretta DN20	146
952	Gruppo di distribuzione e di regolazione a punto fisso DN20	146
953	Gruppo di distribuzione e di regolazione motorizzato DN20	147
959	Collettore di distribuzione con separatore idraulico integrato e by-pass regolabile	147
980	2-way zone ball valve	102
981	2-way zone ball valve with double union connection	102
982	3-way diverter zone ball valve	102
982	3-way diverter zone ball valve	191
984	3-way zone ball valve	103
986	4-way zone ball valve	103
988	By-pass kit for zone valves	103
989	Electric actuator for 2-way zone ball valves	101
990	Electric actuator for zone ball valves	101
990	Electric actuator for zone ball valves	191
991	Electric actuator for zone ball valves with manual unlocking device	101
991	Electric actuator for zone ball valves with manual unlocking device	191
992	Gas leak detector with optical-acoustic alarm and relay control	61
993	Solenoid safety valve for gas, normally open	61
994C	Angle convertible valve with cap, female thread	92
994V	Angle convertible valve with handle, female thread	92
995C	Angle convertible valve with cap, male thread	93
995V	Angle convertible valve with handle, male thread	93
998	Gas safety kit - available for methane and GPL	61
COP100	Insulation shells for manifolds	133
COP188S	Insulation shells for magnetic dirt separator I-MAG XL	77
PROL136	Spacer for art.136 and art.138	64
PROL340	Spacer for art. 340	64
ROL075	Threadsealing	186
TUB100	Threadsealing	186
VOLA	Handwheel for gate valves	48

WHERE WE ARE



ATTENTION: WAREHOUSE FOR GOODS LOADING



Torino - Trieste
Warehouse ITAP Rodengo Saiano - A4: 8,6 Km



BreBeMi
Warehouse ITAP Rodengo Saiano- Raccordo A35: 7,2 Km

ITAP s.p.a.
Via Industriale 39
Zona Industriale Moie
25050 Rodengo Saiano - BRESCIA